
Mama Cash 2022 Grantee and Applicant Perception Report

Generated on December 6, 2022



THE CENTER FOR
EFFECTIVE PHILANTHROPY

675 Massachusetts Avenue
7th Floor
Cambridge, MA 02139
617-492-0800

131 Steuart Street
Suite 501
San Francisco, CA 94105
415-391-3070

cep.org

The online version of this report can be accessed at cep.surveymresults.org

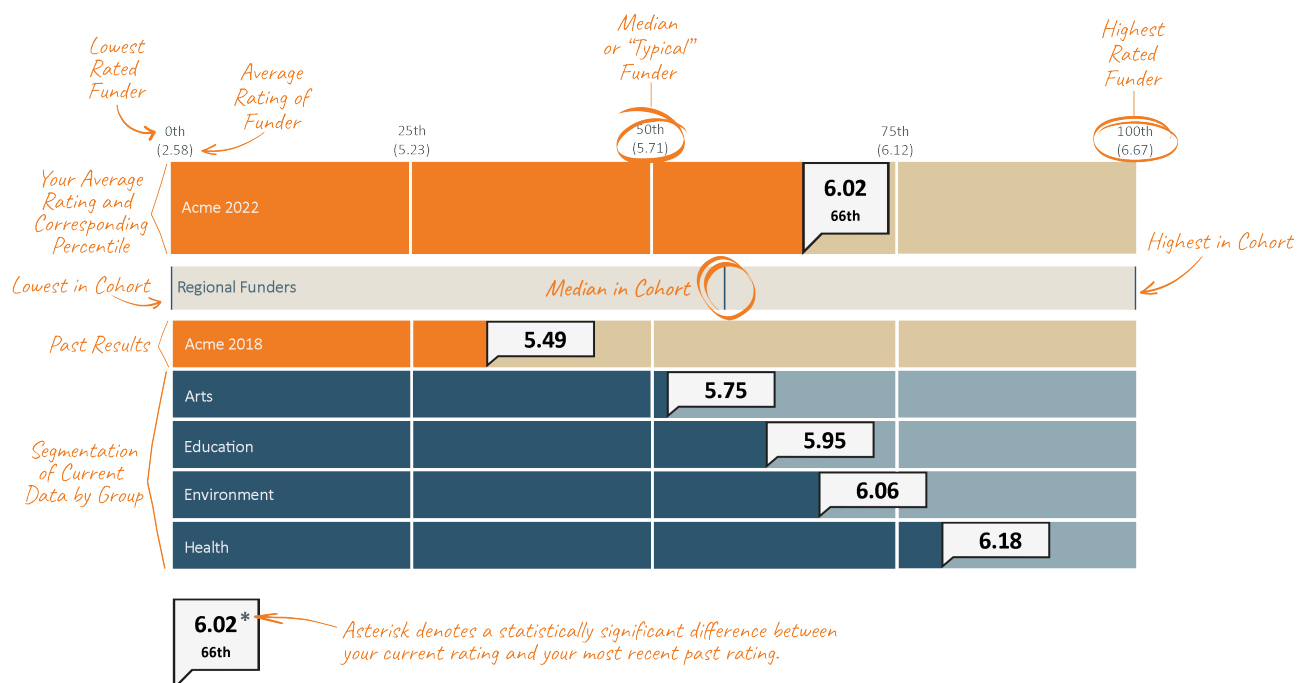
Key Ratings Summary	1
Survey Population	4
Subgroup Methodology and Differences	6
Comparative Cohorts	7
Grantmaking and Application Characteristics	9
Impact on and Understanding of Fields	15
Understanding of Fields.....	16
Advancing Knowledge and Public Policy.....	17
Impact on and Understanding of Local Communities	18
Understanding of Local Communities	19
Impact on and Understanding of Organizations	20
Understanding of Organizations.....	21
Grantee and Applicant Challenges	22
Non-Monetary Assistance	23
Interactions	25
Grantee Ratings	26
Applicant Ratings	29
Grantee Interaction Patterns	30
Communication.....	35
Consistency of Communication	37
Transparency.....	38
Contextual Understanding.....	39
Diversity, Equity, Inclusion	42
Selection Process	46
Level of Effort	48
Clarity of Selection Process	50
Pressure to Modify Priorities.....	52
Time Between Submission and Funding Declination	53

Declined Applications	54
Reasons Provided for Declining Proposal	57
Implications for Future Applications	59
Feedback on Declined Applications	61
Guidance from the Foundation About Future Applications	64
Reporting and Evaluation Process	65
Reporting Process	67
Evaluation Process	69
Dollar Return and Time Spent on Processes	70
Time Spent on Selection Process	72
Time Spent on Reporting and Evaluation Process	75
Mama Cash-Specific Questions	77
Applicant Custom Questions	81
Grantee and Applicant Written Comments	83
Quality of Mama Cash's Processes, Interactions and Communications	84
Suggestion Themes	85
Selected Grantee Suggestions	86
Selected Applicant Suggestions	88
Contextual Data	92
Application Characteristics	97
Grantee/Applicant Characteristics	100
Funder Characteristics	105
Respondents and Communities Served	106
Grantee Respondent Demographics	112
Applicant Respondent Demographics	115
Respondent Job Title	117
Additional Survey Information	118
About CEP and Contact Information	121

Key Ratings Summary

Interpreting Your Charts

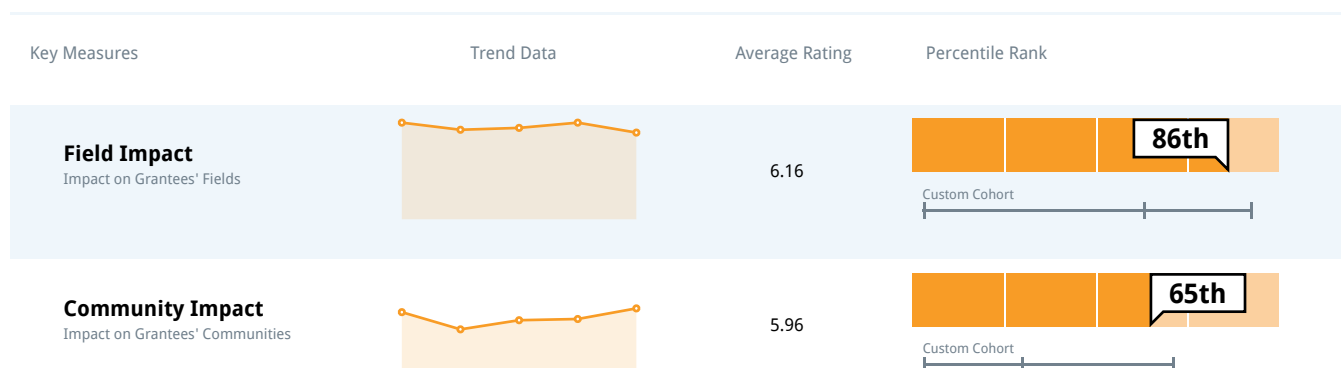
Many of the charts in this report are shown in this format. See below for an explanation of the chart elements.

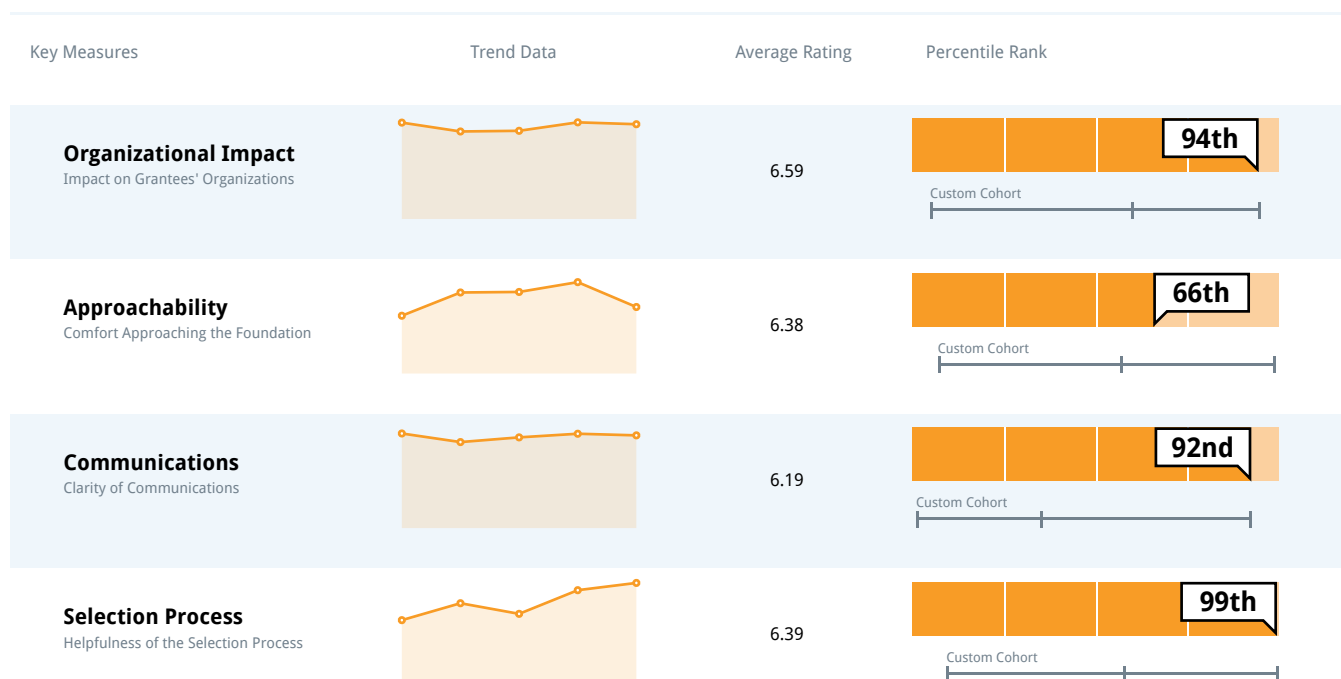


Missing data: Selected grantee and declined applicant ratings are not displayed in this report due to changes in the survey instrument, or when a question received fewer than ten responses.

Key Grantee Measures

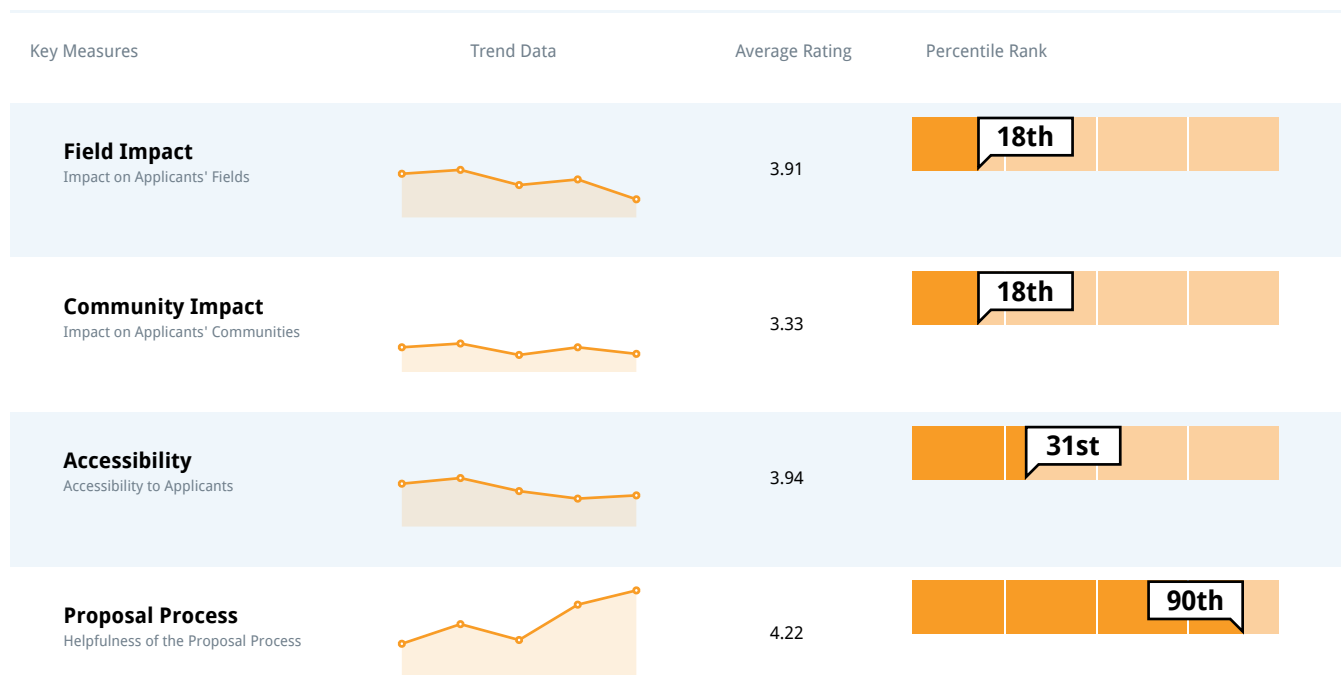
The following chart highlights a selection of your key grantee results. Each of these data points corresponds to an individual survey measure that is displayed with additional detail in the subsequent pages of this report.





Key Applicant Measures

The following chart highlights a selection of your key applicant results. Each of these data points corresponds to an individual survey measure that is displayed with additional detail in the subsequent pages of this report.



Key Measures

Trend Data

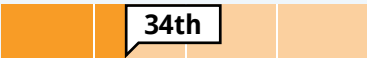
Average Rating

Percentile Rank

Communications
Clarity of Communications



4.60



Survey Population

Grantee Survey Methodology

Survey	Survey Fielded	Survey Population	Number of Responses Received	Survey Response Rate
Mama Cash 2022	May and June 2022	124	82	66%
Mama Cash 2020	February and March 2020	155	93	60%
Mama Cash 2018	May and June 2018	141	107	76%
Mama Cash 2016	September and October 2016	117	89	76%
Mama Cash 2014	February and March 2014	143	97	68%

Survey Year	Year of Active Grants
Mama Cash 2022	2021
Mama Cash 2020	2019
Mama Cash 2018	2017
Mama Cash 2016	2015 & 2016
Mama Cash 2014	2013

Throughout this report, Mama Cash's survey results are compared to CEP's broader dataset of more than 40,000 grantees built up over more than a decade of grantee surveys of more than 350 funders. The full list of participating funders can be found at <https://cep.org/gpr-participants/>.

In order to protect the confidentiality of respondents results are not shown when CEP received fewer than ten responses to a specific question.

Subgroups

In addition to showing Mama Cash's overall ratings, this report shows ratings segmented by Portfolio. The online version of this report also shows ratings segmented by Respondents' Gender, and Respondents' Length of Relationship.

Portfolio	Number of Responses
Body	18
Economic Justice	18
Environmental Justice	20
Voice	16
Women's Fund	10

Respondent Gender	Number of Responses
Identifies as a Woman	53
Identifies as "gender non-conforming", "non-binary" or any combination of genders	10

Region	Number of Responses
Africa and West Asia	26
East South & Southeast Asia and Oceania	17
Europe and Central & North Asia	14
Latin America and The Caribbean	25

Length of Relationship	Number of Responses
2018-2020	25
2021 and onwards	57

Applicant Survey Methodology

Survey	Survey Fielded	Survey Population	Number of Responses Received	Survey Response Rate
Mama Cash 2022	May and June 2022	824	397	48%
Mama Cash 2020	February and March 2020	543	198	36%
Mama Cash 2018	May and June 2018	481	207	43%
Mama Cash 2016	September and October 2016	493	232	47%
Mama Cash 2014	February and March 2014	621	201	32%

Survey Year	Application Year
Mama Cash 2022	2021
Mama Cash 2020	2019
Mama Cash 2018	2017
Mama Cash 2016	2016
Mama Cash 2014	2013

Throughout this report, Mama Cash's applicant survey results are compared to CEP's broader dataset of more than 4,000 declined applicants, from surveys of more than 50 funders.

In order to protect the confidentiality of respondents results are not shown when CEP received fewer than ten responses to a specific question.

Subgroups

In addition to showing Mama Cash's overall ratings, this report shows ratings segmented by Respondent Gender. The online version of this report also shows ratings segmented by Region.

Respondent Gender	Number of Responses
Identifies as a Man only	38
Identifies as a Woman only	267
Identifies as "gender non-conforming", "non-binary" or any combination of genders	37

Region	Number of Responses
Africa and West Asia	205
East South & Southeast Asia and Oceania	69
Europe and Central & North Asia	52
Latin America and The Caribbean	65
North America	6

Subgroup Methodology and Differences

Grantee Data

Subgroup Methodology

Region: Respondents were categorized by region based on Mama Cash's grantee list.

Length of Relationship: Using the grantee list provided by Mama Cash, CEP tagged grantees based on the length of their relationship with Mama Cash.

Portfolio: Using the grantee list provided by Mama Cash, CEP tagged grantees based on the portfolio to which their grant proposal belonged.

Respondent Gender: Using data grantees provided in the survey, CEP tagged respondents based on their gender identity. Those segmented as "Identifies as a Woman" selected "Woman" only, and those segmented as "Identifies as "gender non-conforming", "non-binary" or any combination of genders" selected any two of the gender identity options, or "Non-binary or gender non-conforming" only.

Subgroup Differences

Region: No group rates consistently higher or lower than others when grantee ratings are segmented by region.

Length of Relationship: No group rates consistently higher or lower than others when grantee ratings are segmented by length of relationship.

Portfolio: No group rates consistently higher or lower than others when grantee ratings are segmented by portfolio.

Respondent Gender: No group rates consistently higher or lower than others when grantee ratings are segmented by respondent gender.

Applicant Data

Subgroup Methodology

Region: Respondents were categorized by region based on Mama Cash's applicant list.

Respondent Gender: Using data grantees provided in the survey, CEP tagged grantees based on their gender identity. Those segmented as "Identifies as a Woman" selected "Woman" only, and those segmented as "Identifies as "gender non-conforming", "non-binary" or any combination of genders" selected any two of the gender identity options, or "Non-binary or gender non-conforming" only.

Subgroup Differences

Region: Applicants from Latin America rate consistently higher than applicants from Africa and West Asia on measures such as the transparency of communications, honesty of the reason given for declination, the clarity and transparency of the selection process, the degree to which Mama Cash has communicated what diversity, equity, and inclusion (DEI) means for its work and committed to DEI, and the degree to which Mama Cash is committed to combatting racism.

Respondent Gender: No group rates consistently higher or lower than others when applicants ratings are segmented by respondent gender.

Comparative Cohorts

Customized Cohort

Mama Cash selected a set of 12 funders to create a smaller comparison group for the grantee data that more closely resembles Mama Cash in scale and scope.

Custom Cohort

Adessium Foundation
Arcus Foundation
Comic Relief
EMpower
Ford Foundation
Foundation for a Just Society
Global Fund For Children
Laudes Foundation
Mama Cash
Oak Foundation
The Rockefeller Foundation
Unbound Philanthropy

Standard Cohorts

CEP also included 19 standard GPR cohorts to allow for comparisons to a variety of different types of funders.

Strategy Cohorts

Cohort Name	Count	Description
Small Grant Providers	37	Funders with median grant size of \$20K or less
Large Grant Providers	99	Funders with median grant size of \$200K or more
High Touch Funders	38	Funders for which a majority of grantees report having contact with their primary contact monthly or more often
Intensive Non-Monetary Assistance Providers	36	Funders that provide at least 30% of grantees with comprehensive or field-focused assistance as defined by CEP
Proactive Grantmakers	103	Funders that make at least 90% of grants by invitation only
Responsive Grantmakers	99	Funders that make at most 10% of grants by invitation only
Intermediary Funders	36	Funders that primarily regrant philanthropic dollars
International Funders	62	Funders that fund outside of their own country
European Funders	28	Funders that are headquartered in Europe

Annual Giving Cohorts

Cohort Name	Count	Description
Funders Giving Less Than \$5 Million	61	Funders with annual giving of less than \$5 million
Funders Giving \$50 Million or More	83	Funders with annual giving of \$50 million or more

Foundation Type Cohorts

Cohort Name	Count	Description
-------------	-------	-------------

Private Foundations	163	All private foundations in the GPR dataset
Family Foundations	78	All family foundations in the GPR dataset
Community Foundations	41	All community foundations in the GPR dataset
Health Conversion Foundations	31	All health conversation foundations in the GPR dataset
Corporate Foundations	23	All corporate foundations in the GPR dataset

Other Cohorts

Cohort Name	Count	Description
Funders Outside the United States	45	Funders that are primarily based outside the United States
Recently Established Foundations	24	Funders that were established in 2000 or later
Funders Surveyed During COVID-19	98	Funders who surveyed grantees during COVID-19 (GPR only)

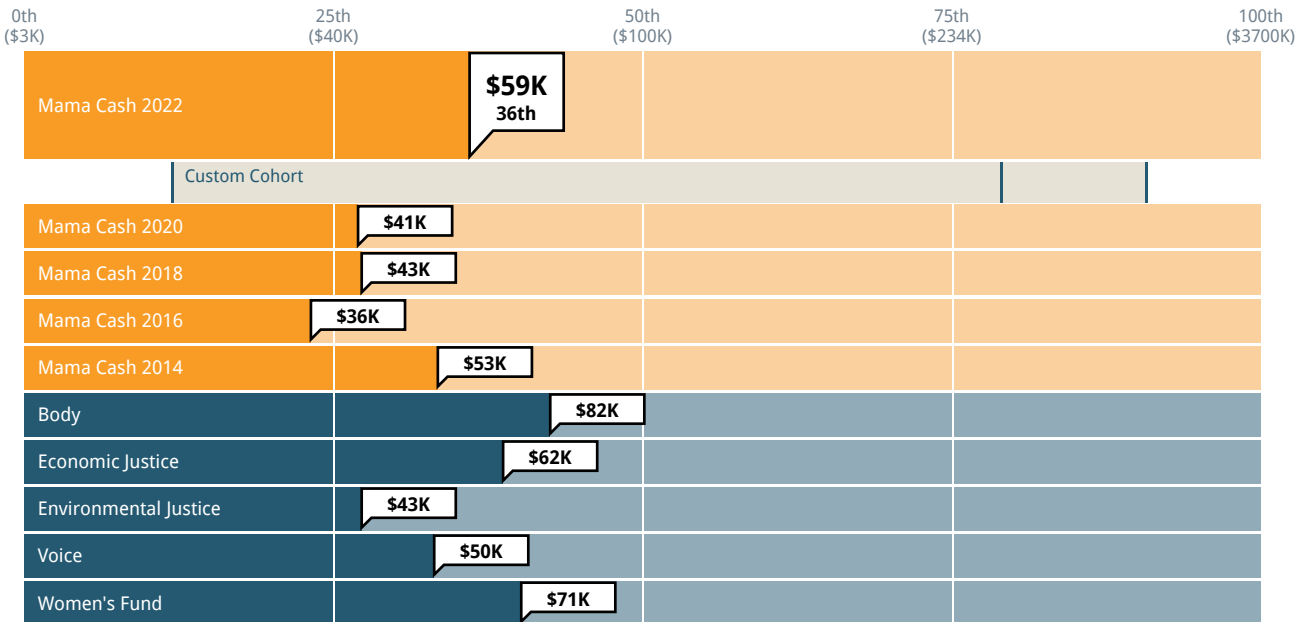
Grantmaking and Application Characteristics

Foundations make different choices about the ways they organize themselves, structure their grants, and the types of grantees they support. The following tables show some of these important characteristics. The information is based on self-reported data from funders, grantees, and applicants, and further detail is available in the Contextual Data section of this report.

Grant Size

Grantee Responses

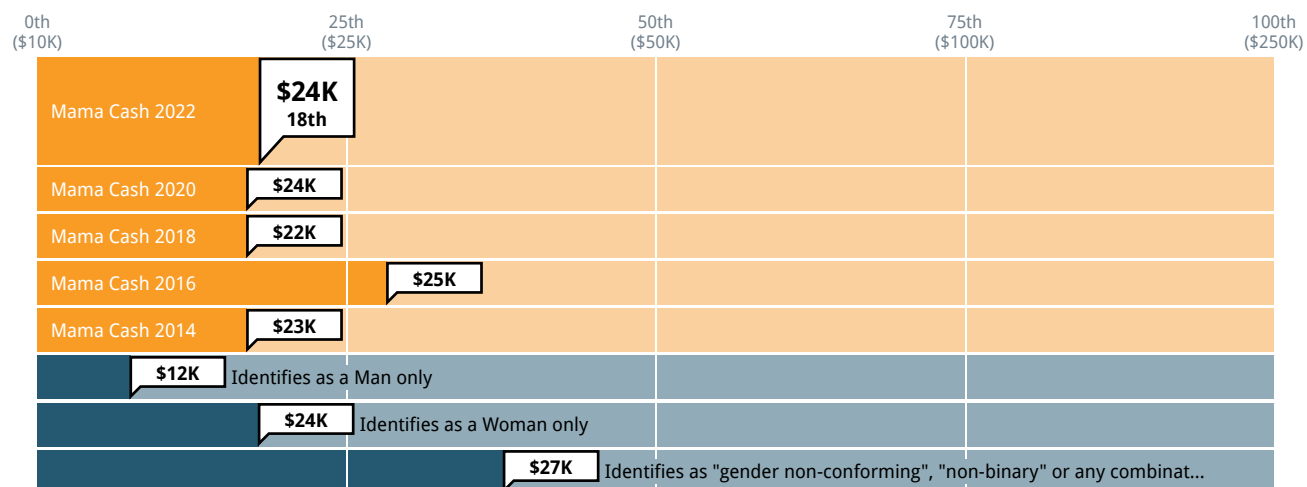
Median Grant Size



Cohort: Custom Cohort Past results: on Subgroup: Portfolio

Applicant Responses

Median Grant Request Size

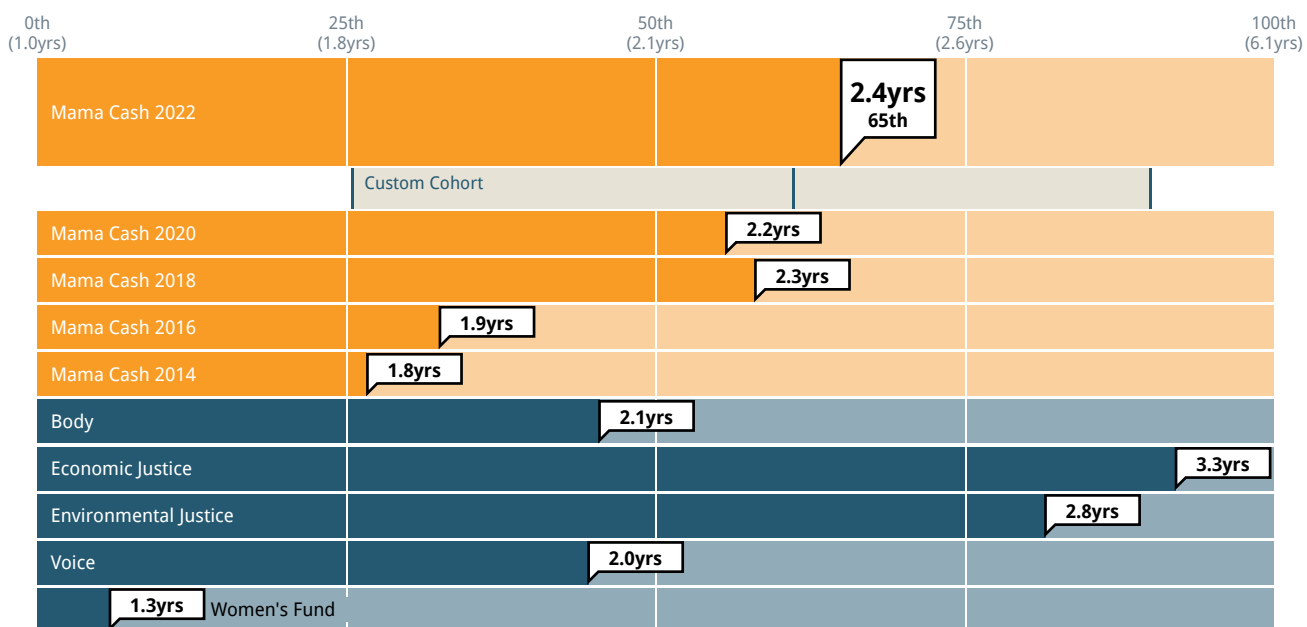


Cohort: None Past results: on Subgroup: Respondent Gender

Grant Length

Grantee Responses

Average Grant Length

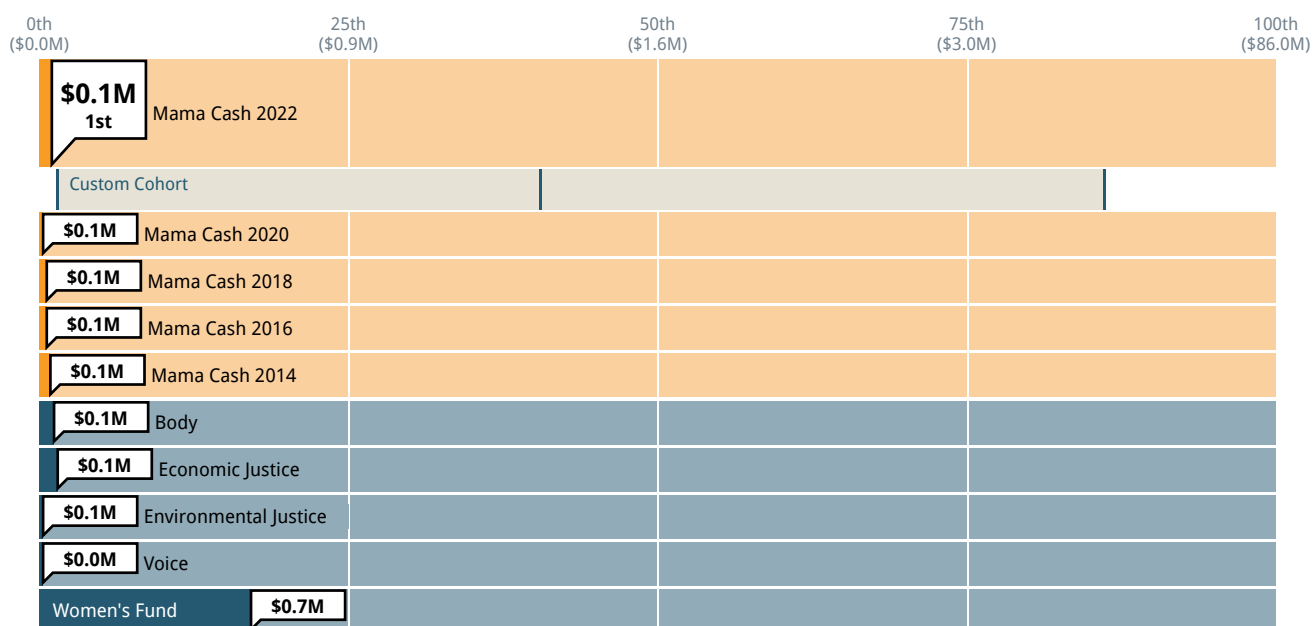


Cohort: Custom Cohort Past results: on Subgroup: Portfolio

Grantee/Applicant Budget

Grantee Responses

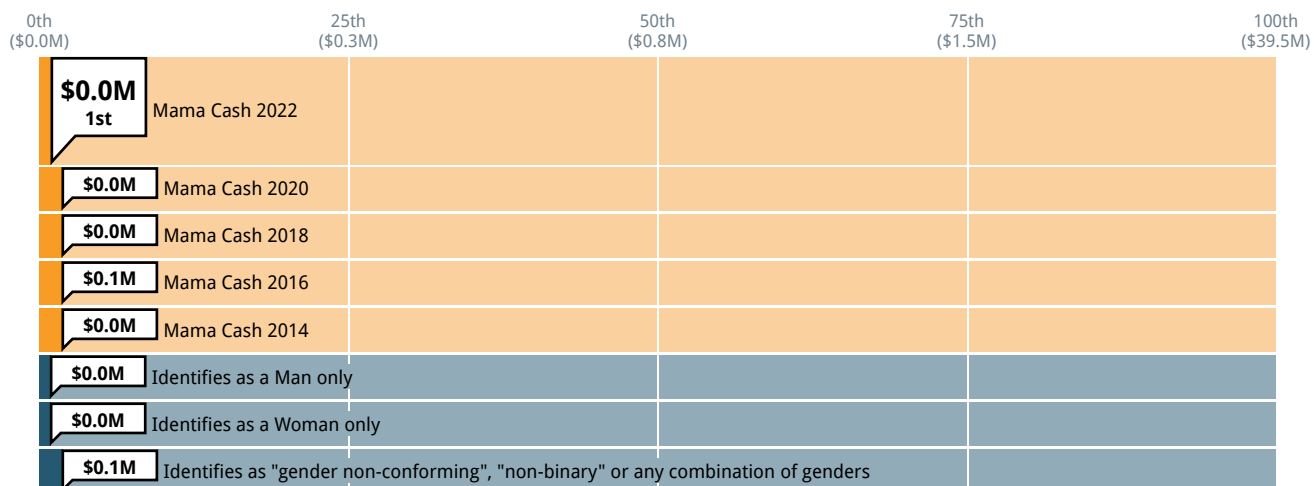
Median Organizational Budget



Cohort: Custom Cohort Past results: on Subgroup: Portfolio

Applicant Responses

Median Organizational Budget



Cohort: None Past results: on Subgroup: Respondent Gender

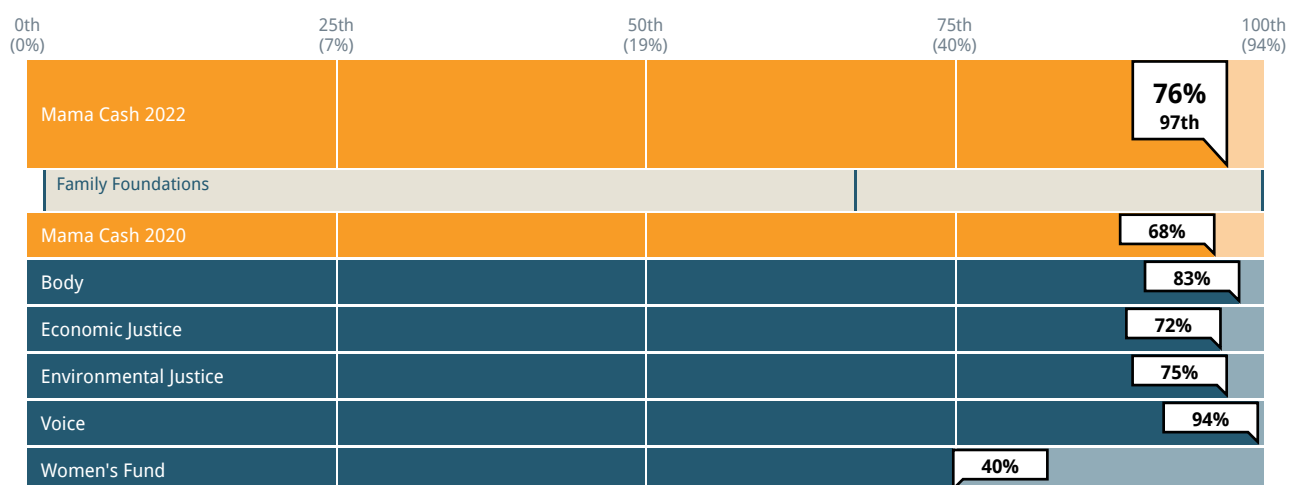
Type of Grant Awarded/Requested

Grantee Responses

Grantee Responses

Proportion of Unrestricted Funding

Proportion of grantees responding 'No, this funding was not restricted to a specific use (e.g. general operating, core support)'



Cohort: Family Foundations Past results: on Subgroup: Portfolio

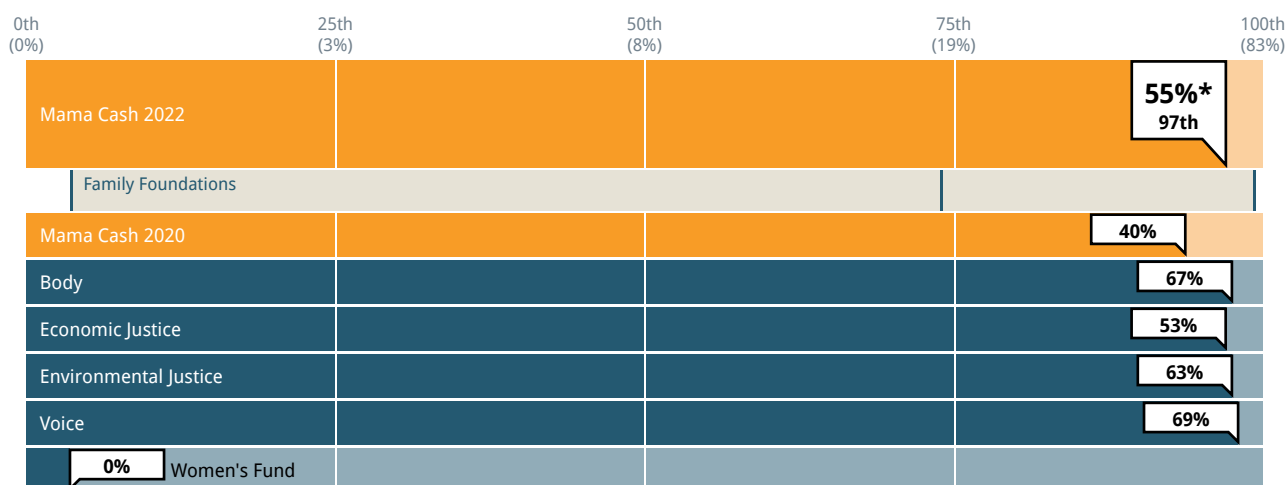
Selected Cohort: Custom Cohort

Grant History	
Percentage of first-time grants	
Mama Cash 2022	16%
Mama Cash 2020	21%
Mama Cash 2018	21%
Mama Cash 2016	10%
Mama Cash 2014	34%
Average Funder	29%
Custom Cohort	35%

Grantee Responses

Proportion of grantees receiving multi-year unrestricted grants

Proportion of grantees that report receiving grants for two years or longer and who report receiving general operating support funding that was not restricted to a specific use.



Cohort: Family Foundations Past results: on Subgroup: Portfolio

Applicant Responses

The following question was recently added to the applicant survey and depicts comparative data from 25-50 funders in the declined applicant dataset.

Was the grant proposal you submitted for funding restricted to a specific use?

- No, the grant proposal was for funding not restricted to a specific use (i.e. general operating, core support)
- Yes, the grant proposal was for restricted funding (e.g. support a specific program, project, capital need, etc.)



Cohort: None Past results: on

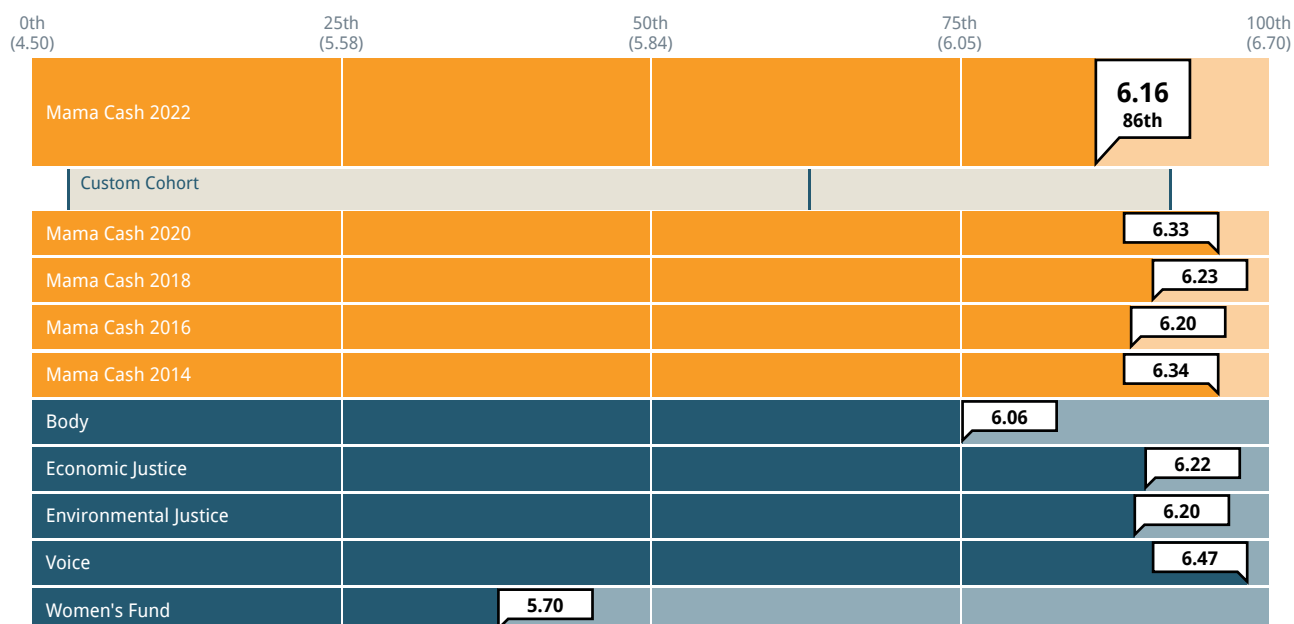
Selected Cohort: Custom Cohort			
Program Staff Load			
	Dollars awarded per program full-time employee	Applications per program full-time employee	Active grants per program full-time employee
Mama Cash 2022	\$0.6M	165	18
Mama Cash 2020	\$0.6M	2	13
Mama Cash 2018	\$0.6M	140	13
Mama Cash 2016	\$0.4M	234	13
Mama Cash 2014	\$0.4M	11	13
Median Funder	\$2.7M	25	32
Custom Cohort	\$2.5M	11	16

Impact on and Understanding of Fields

Grantee Responses

Overall, how would you rate Mama Cash's impact on your field?

1 = No impact 7 = Significant positive impact

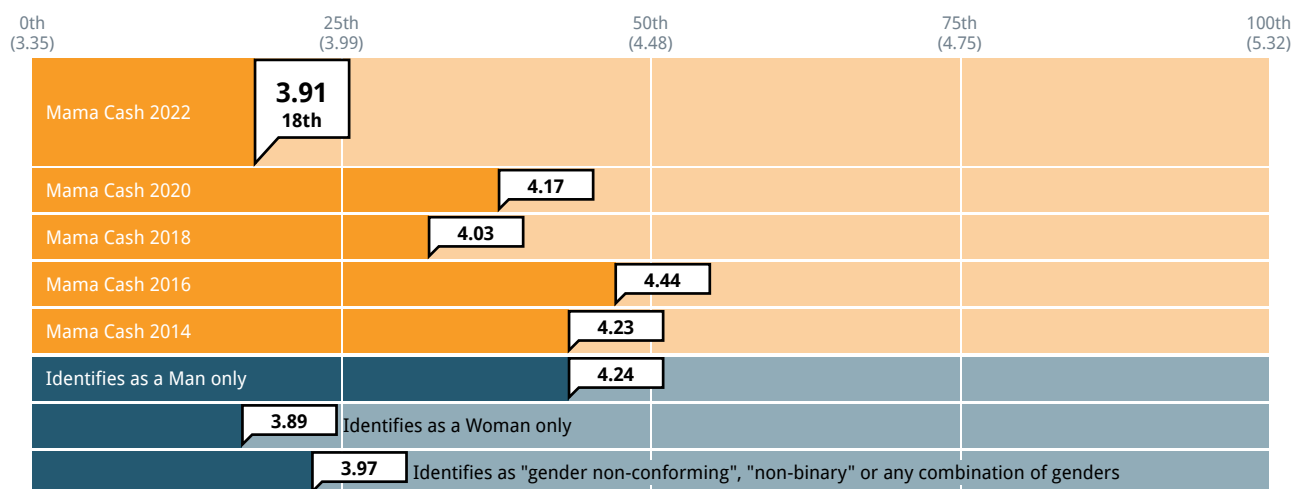


Cohort: Custom Cohort Past results: on Subgroup: Portfolio

Applicant Responses

Overall, how would you rate Mama Cash's impact on your field?

1 = No impact 7 = Significant positive impact



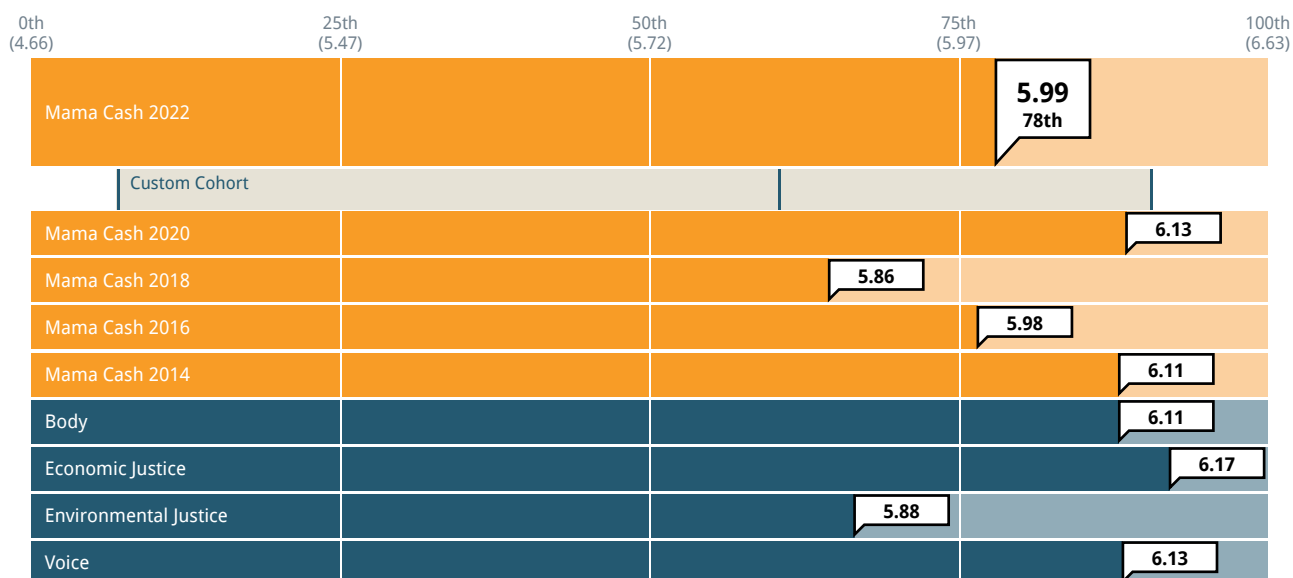
Cohort: None Past results: on Subgroup: Respondent Gender

Understanding of Fields

Grantee Responses

How well does Mama Cash understand the field in which you work?

1 = Limited understanding of the field 7 = Regarded as an expert in the field

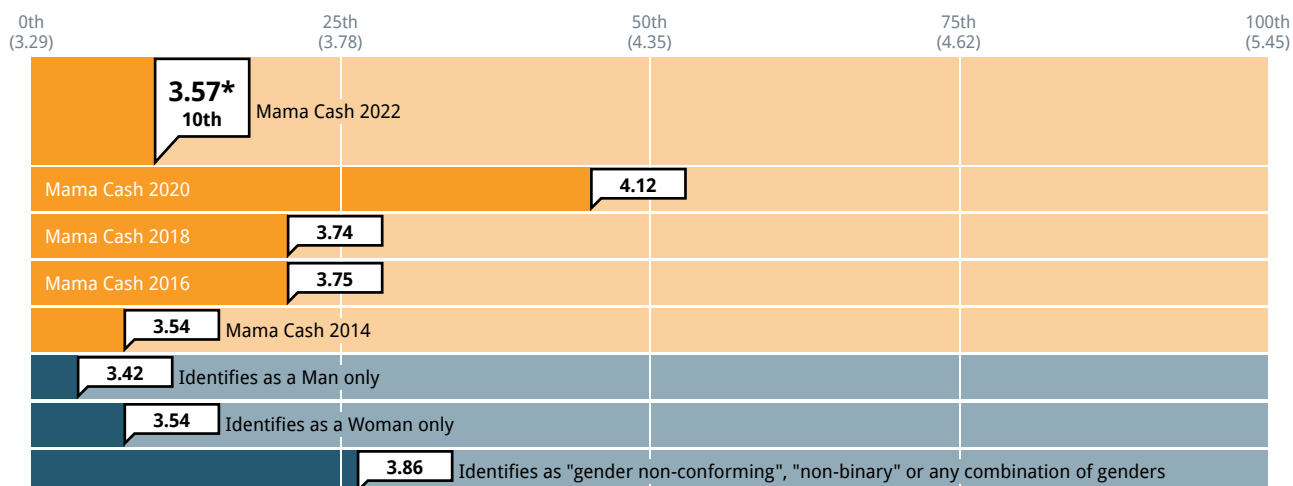


Cohort: Custom Cohort Past results: on Subgroup: Portfolio

Applicant Responses

How well does Mama Cash understand the field in which you work?

1 = Limited understanding of the field 7 = Regarded as an expert in the field



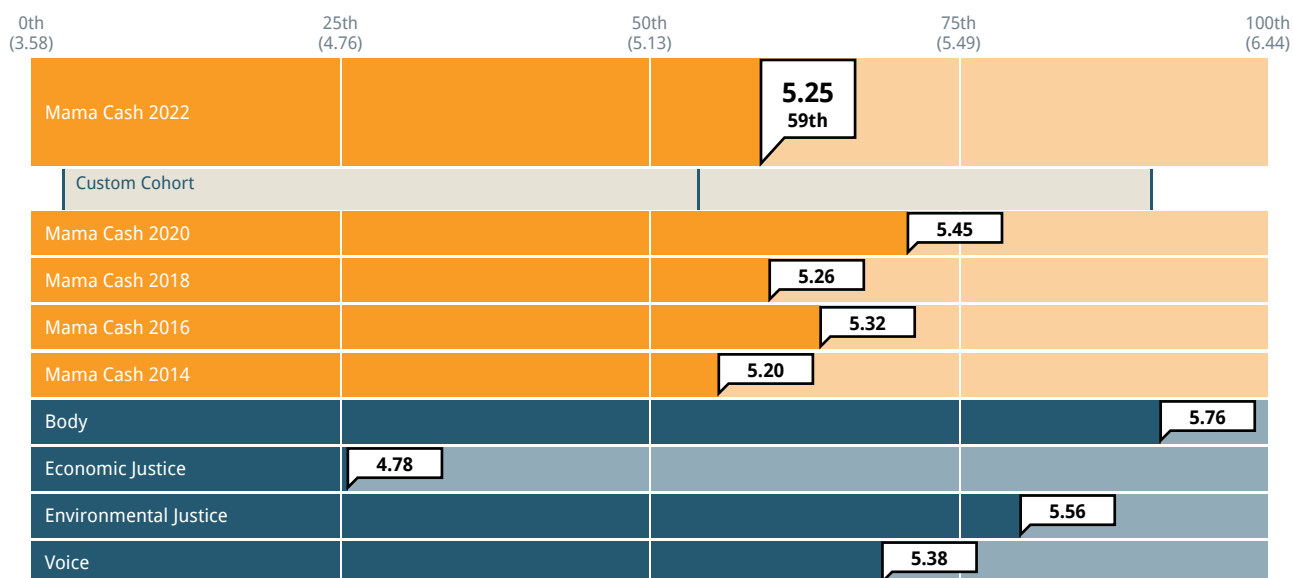
Cohort: None Past results: on Subgroup: Respondent Gender

Advancing Knowledge and Public Policy

Grantee Responses

To what extent has Mama Cash advanced the state of knowledge in your field?

1 = Not at all 7 = Leads the field to new thinking and practice

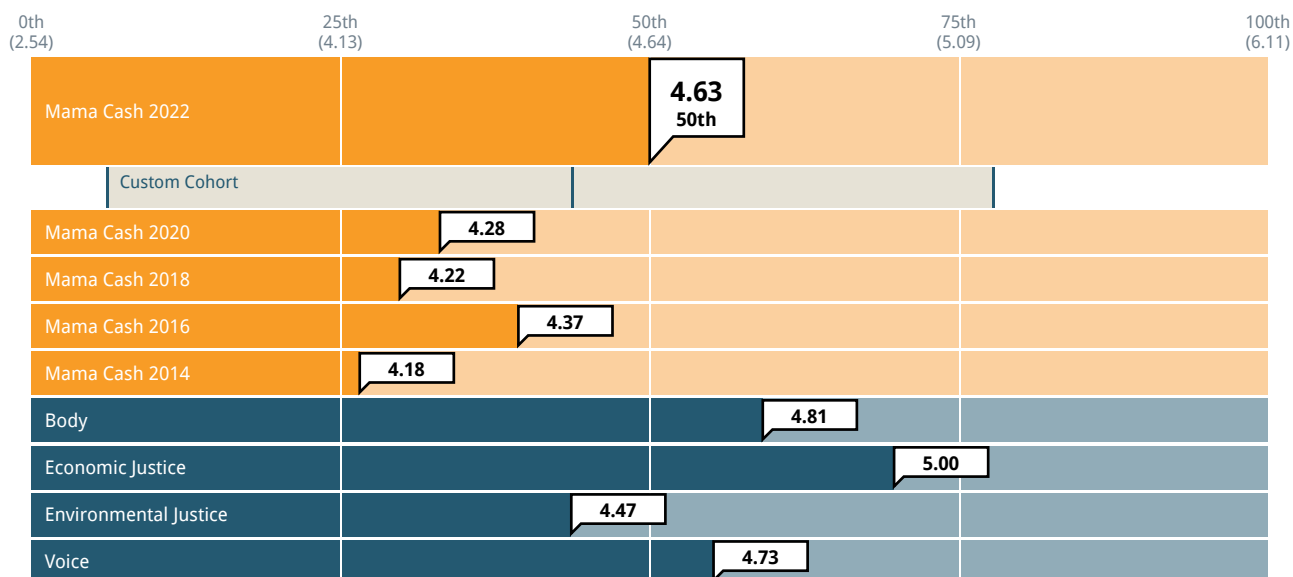


Cohort: Custom Cohort Past results: on Subgroup: Portfolio

Grantee Responses

To what extent has Mama Cash affected public policy in your field?

1 = Not at all 7 = Major influence on shaping public policy



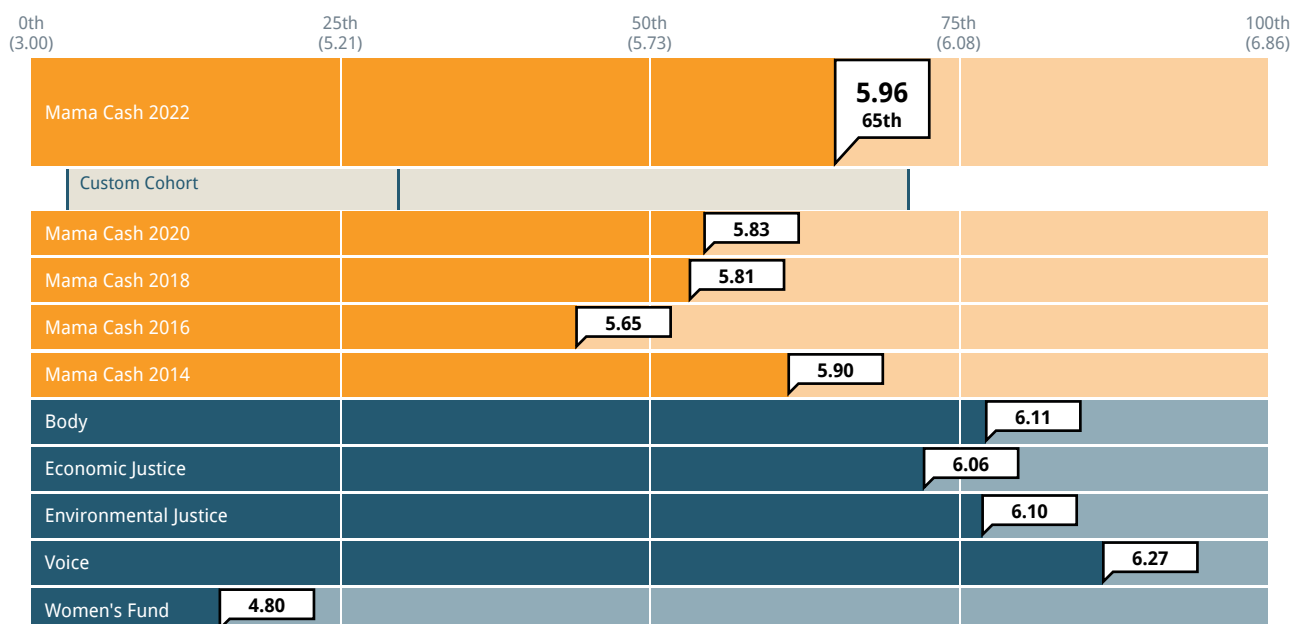
Cohort: Custom Cohort Past results: on Subgroup: Portfolio

Impact on and Understanding of Local Communities

Grantee Responses

Overall, how would you rate Mama Cash's impact on your local community?

1 = No impact 7 = Significant positive impact

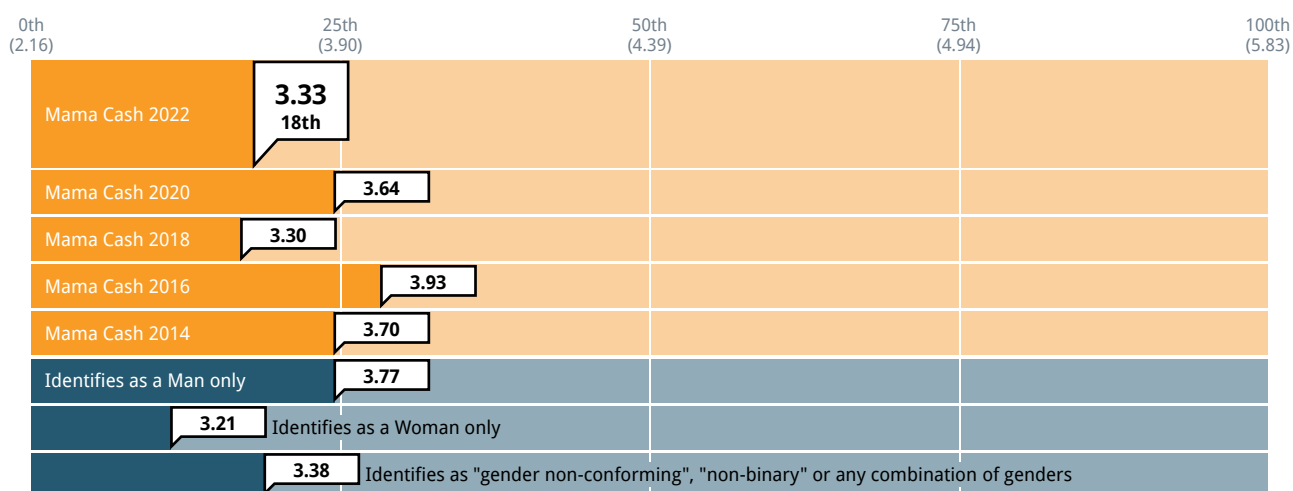


Cohort: Custom Cohort Past results: on Subgroup: Portfolio

Applicant Responses

Overall, how would you rate Mama Cash's impact on your local community?

1 = No impact 7 = Significant positive impact



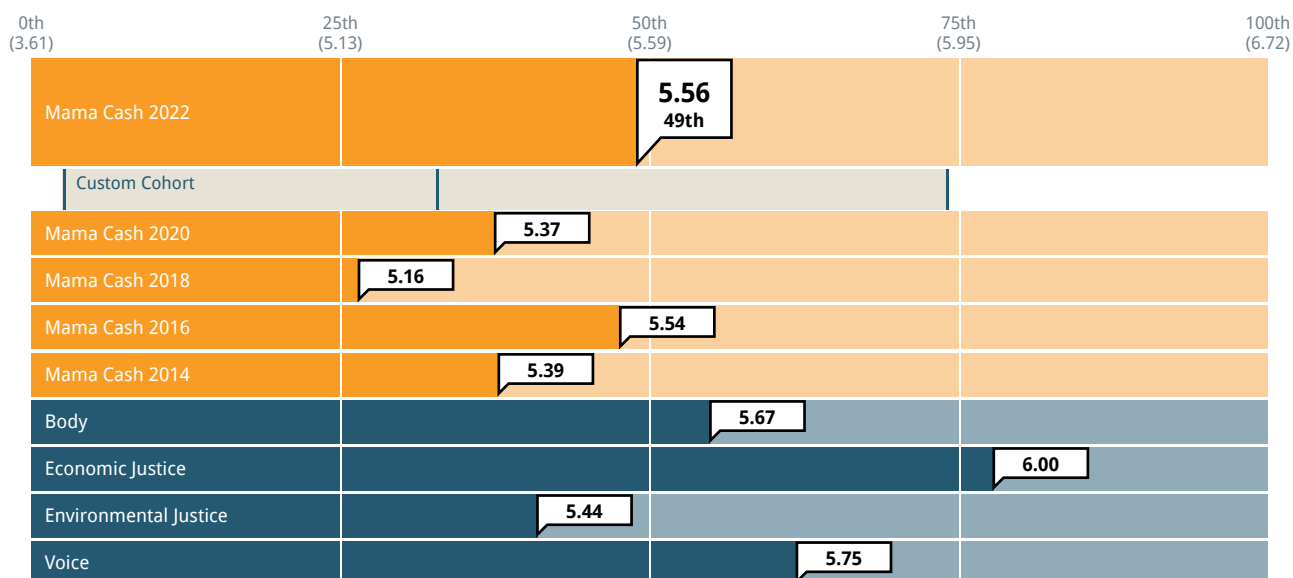
Cohort: None Past results: on Subgroup: Respondent Gender

Understanding of Local Communities

Grantee Responses

How well does Mama Cash understand the local community in which you work?

1 = Limited understanding of the community 7 = Regarded as an expert in the community

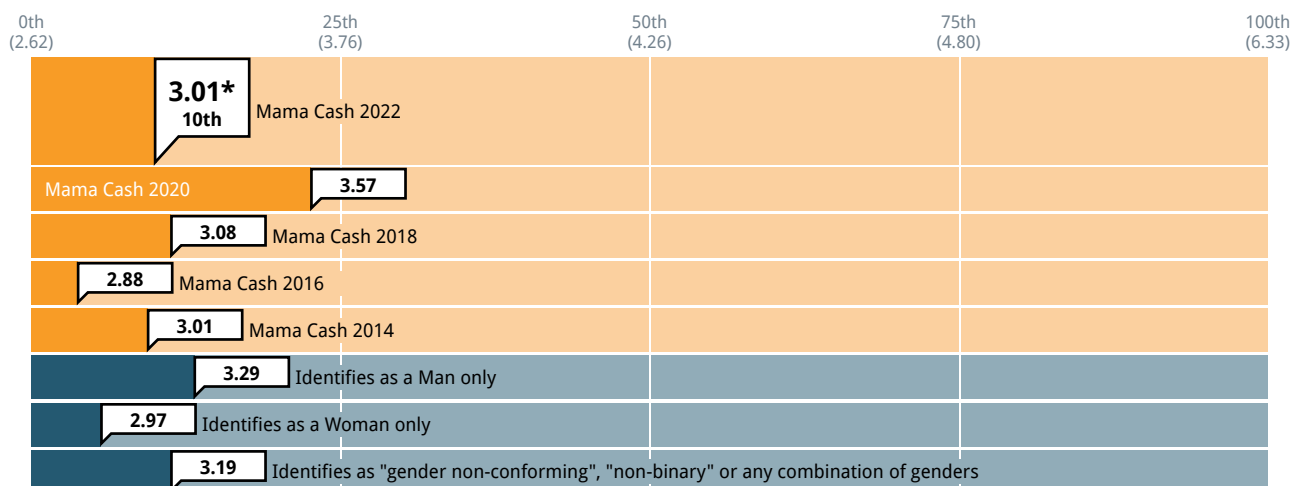


Cohort: Custom Cohort Past results: on Subgroup: Portfolio

Applicant Responses

How well does Mama Cash understand the local community in which you work?

1 = Limited understanding of the community 7 = Regarded as an expert in the community



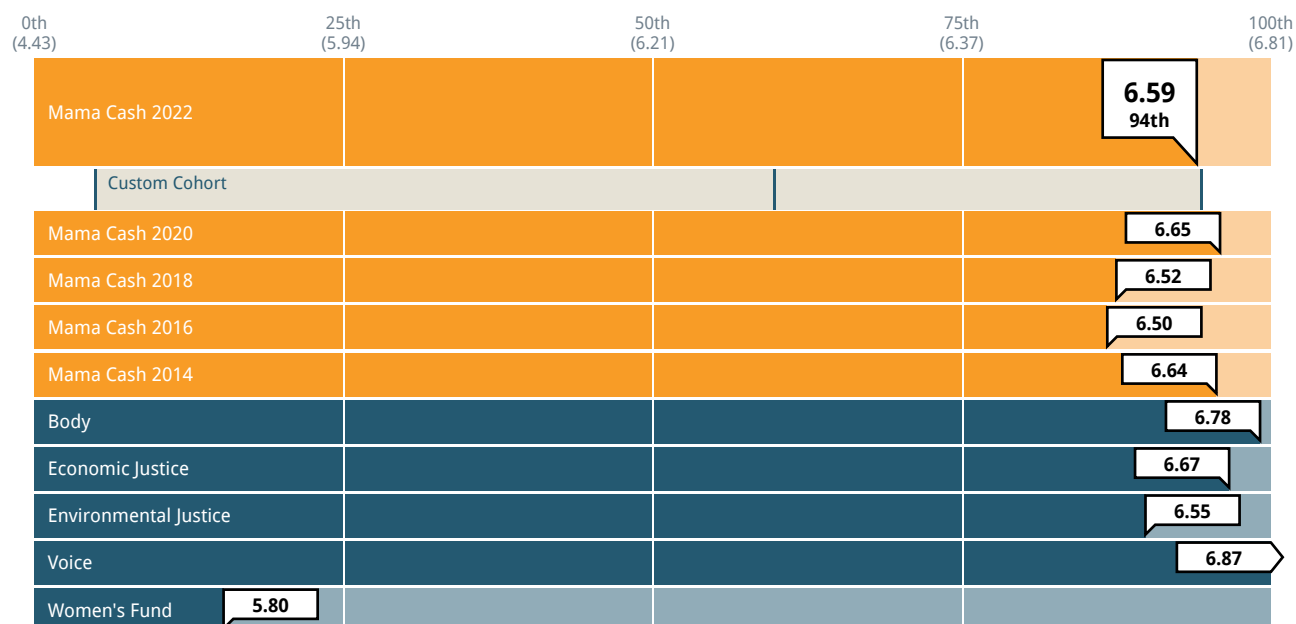
Cohort: None Past results: on Subgroup: Respondent Gender

Impact on and Understanding of Organizations

Grantee Responses

Overall, how would you rate Mama Cash's impact on your organization?

1 = No impact 7 = Significant positive impact



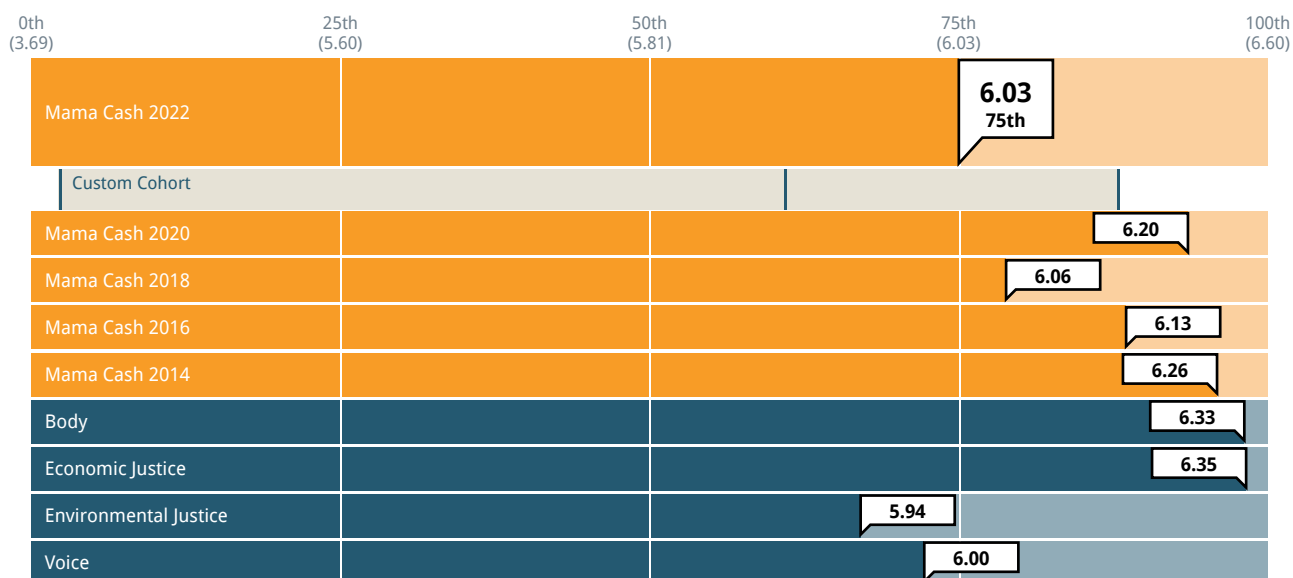
Cohort: Custom Cohort Past results: on Subgroup: Portfolio

Understanding of Organizations

Grantee Responses

How well does Mama Cash understand your organization's strategy and goals?

1 = Limited understanding 7 = Thorough understanding

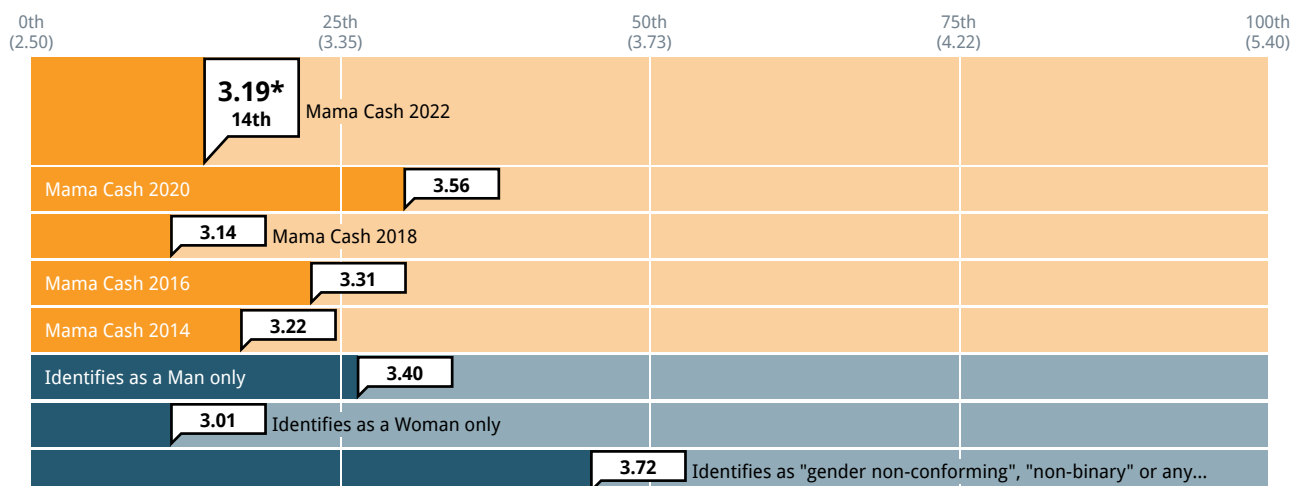


Cohort: Custom Cohort Past results: on Subgroup: Portfolio

Applicant Responses

How well does Mama Cash understand your organization's strategy and goals?

1 = Limited understanding 7 = Thorough understanding



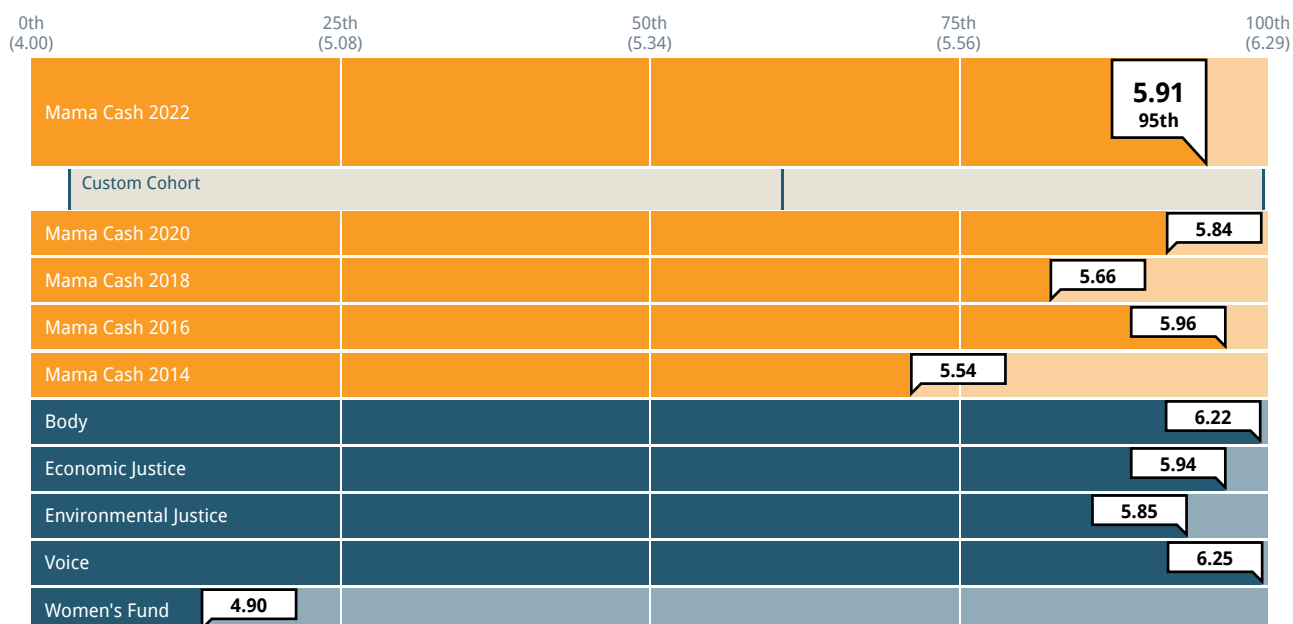
Cohort: None Past results: on Subgroup: Respondent Gender

Grantee and Applicant Challenges

Grantee Responses

How aware is Mama Cash of the challenges that your organization is facing?

1 = Not at all aware 7 = Extremely aware

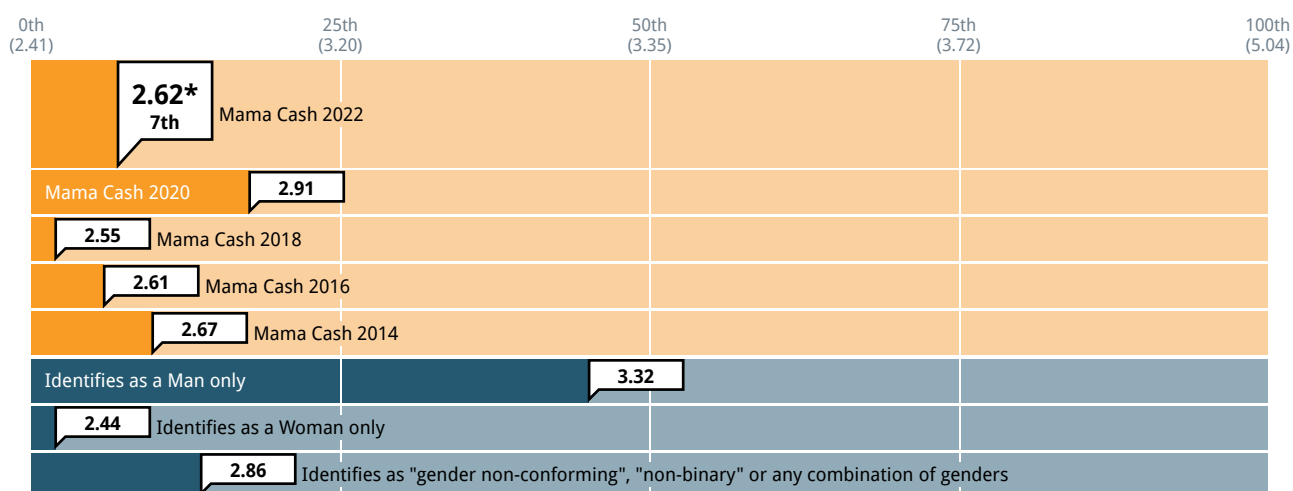


Cohort: Custom Cohort Past results: on Subgroup: Portfolio

Applicant Responses

How aware is Mama Cash of the challenges that your organization is facing?

1 = Not at all aware 7 = Extremely aware

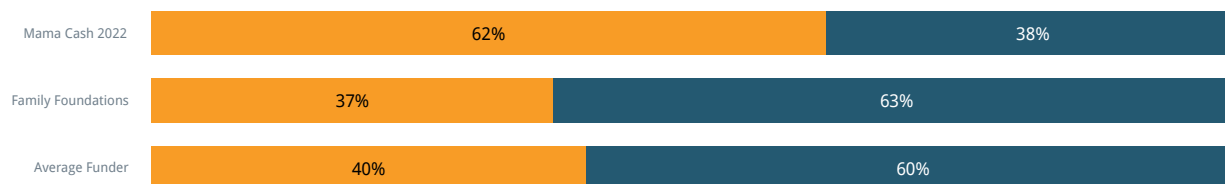


Cohort: None Past results: on Subgroup: Respondent Gender

Non-Monetary Assistance

Did you receive any non-monetary support from Mama Cash during this grant period?

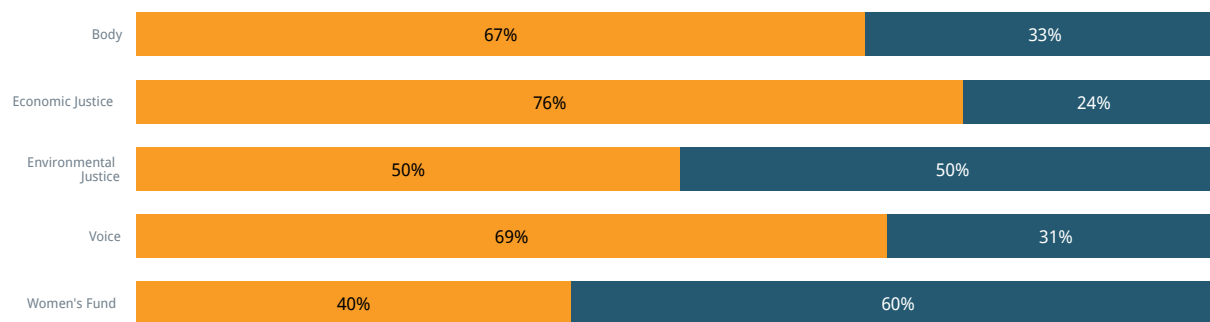
Yes No



Cohort: Family Foundations Past results: on

Did you receive any non-monetary support from Mama Cash during this grant period? - By Subgroup

Yes No



Subgroup: Portfolio

Please note that the following question was only asked of respondents who indicated "yes" to receiving non-monetary support in the previous question.

How would you describe the benefit - to your organization or work - of any non-monetary support that you received?

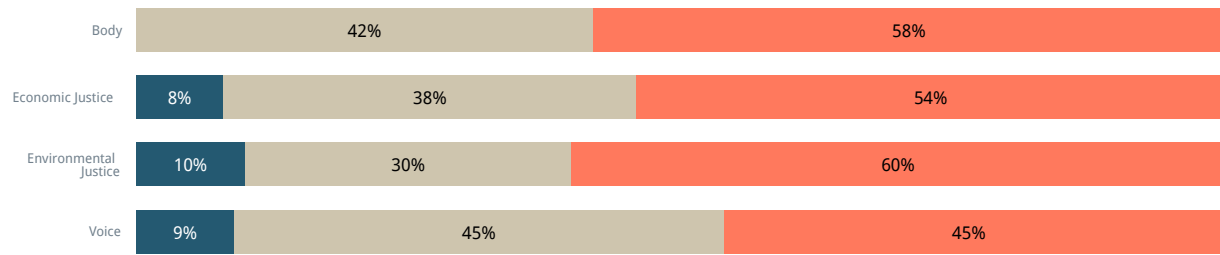
No benefit A minor benefit A moderate benefit A major benefit



Cohort: Family Foundations Past results: on

How would you describe the benefit - to your organization or work - of any non-monetary support that you received? - By Subgroup

■ No benefit ■ A minor benefit ■ A moderate benefit ■ A major benefit



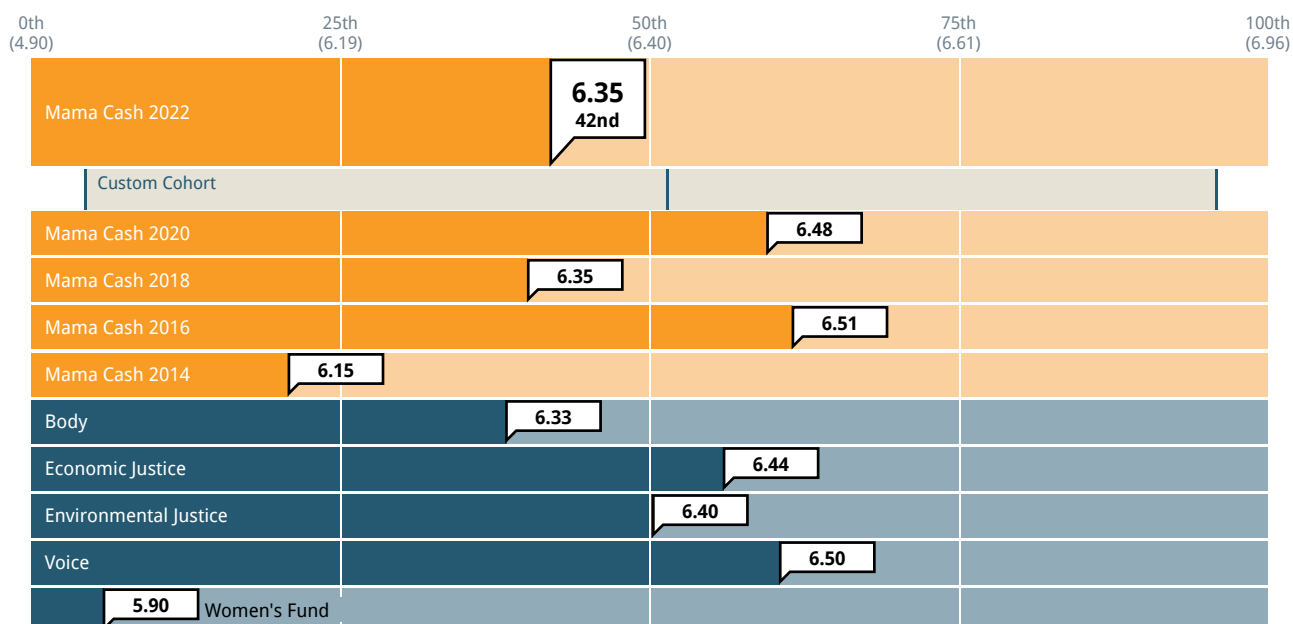
Subgroup: Portfolio

Interactions

Grantee Responses

Overall, how responsive was Mama Cash staff?

1 = Not at all responsive 7 = Extremely responsive

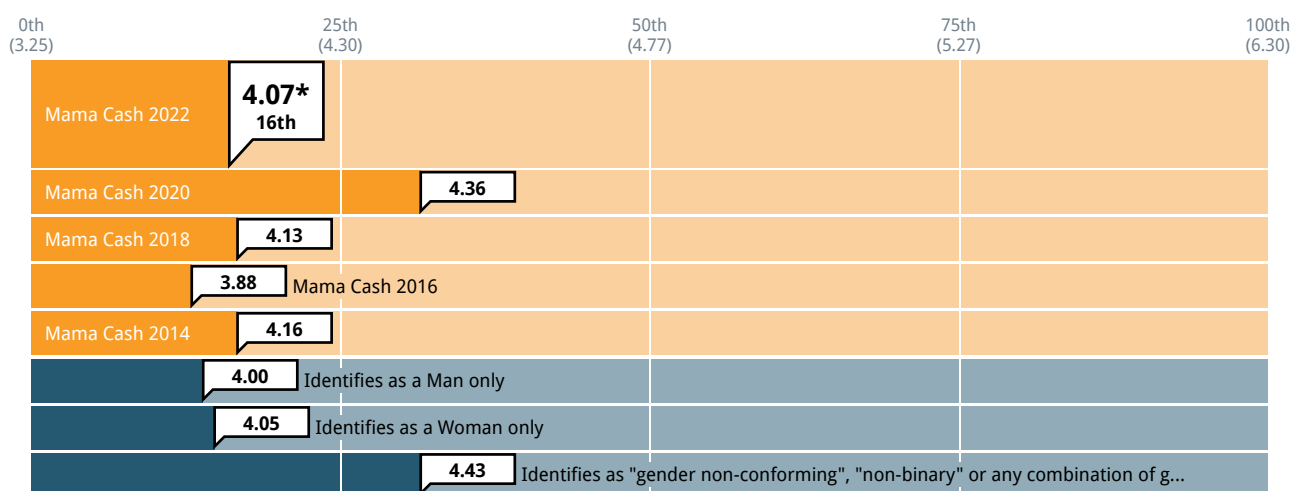


Cohort: Custom Cohort Past results: on Subgroup: Portfolio

Applicant Responses

Overall, how responsive was Mama Cash staff?

1 = Not at all responsive 7 = Extremely responsive



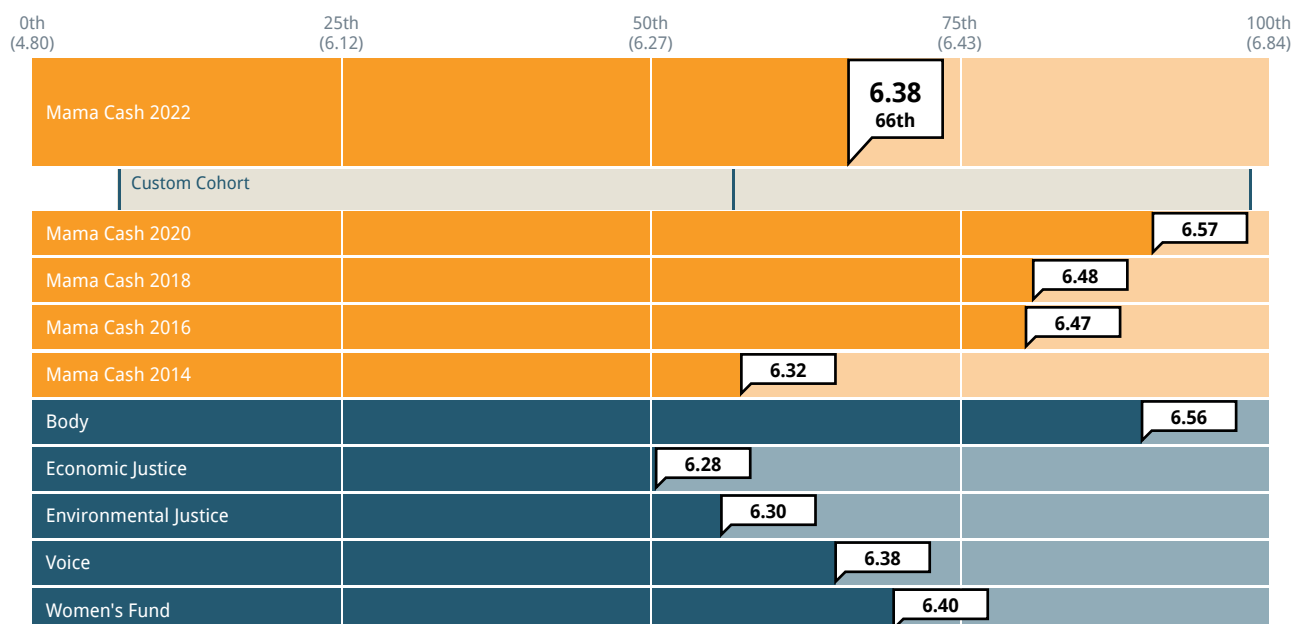
Cohort: None Past results: on Subgroup: Respondent Gender

Grantee Ratings

Grantee Responses

How comfortable do you feel approaching Mama Cash if a problem arises?

1 = Not at all comfortable 7 = Extremely comfortable

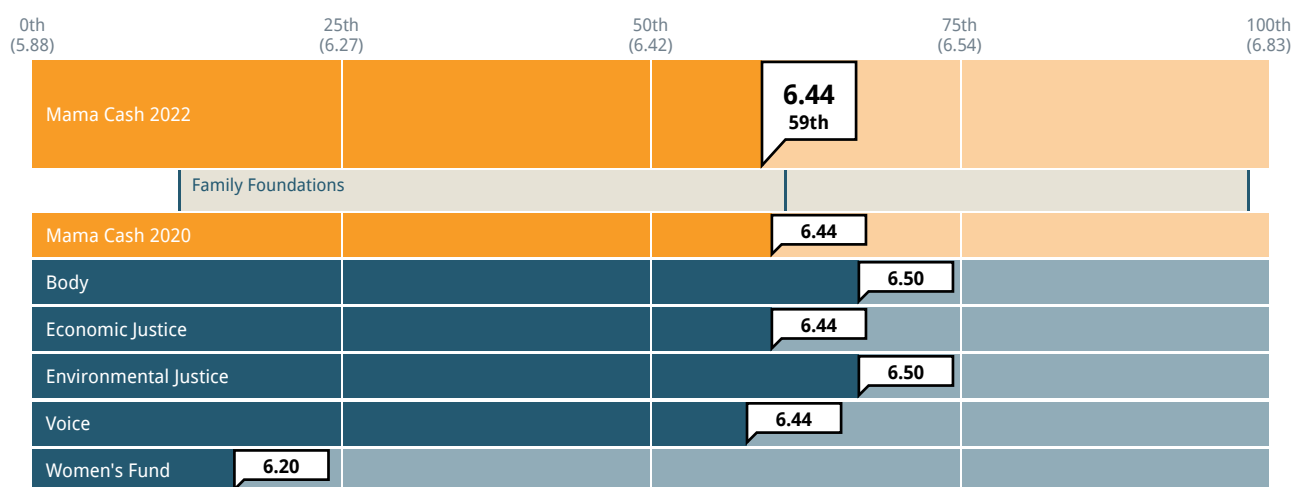


Cohort: Custom Cohort Past results: on Subgroup: Portfolio

Grantee Responses

To what extent did Mama Cash exhibit trust in your organization's staff during this grant?

1 = Not at all 4 = Somewhat 7 = To a great extent

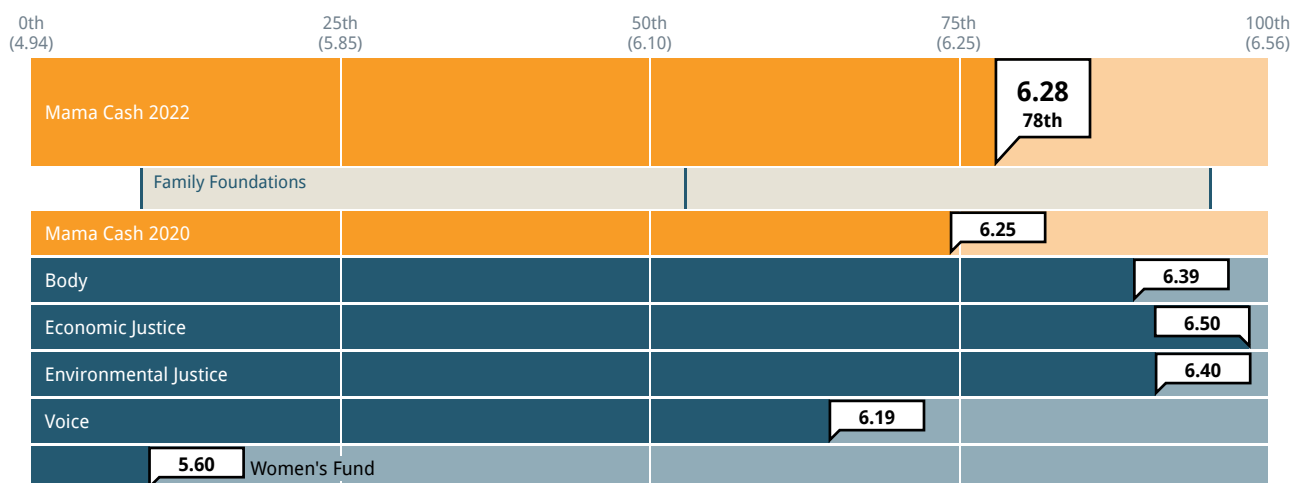


Cohort: Family Foundations Past results: on Subgroup: Portfolio

Grantee Responses

To what extent did Mama Cash exhibit candor about Mama Cash's perspectives on your work during this grant?

1 = Not at all 4 = Somewhat 7 = To a great extent

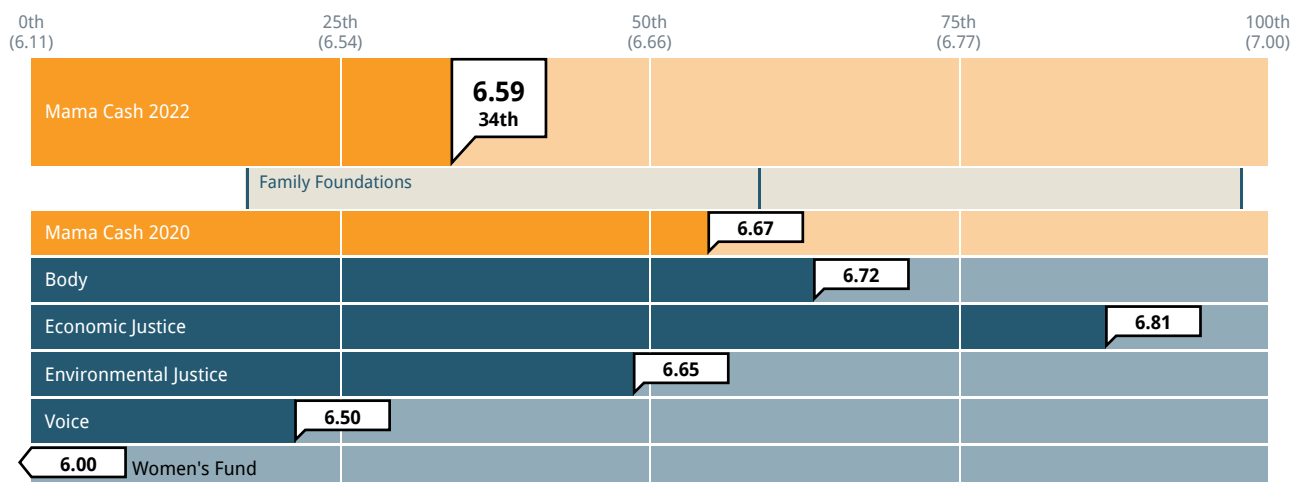


Cohort: Family Foundations Past results: on Subgroup: Portfolio

Grantee Responses

To what extent did Mama Cash exhibit respectful interaction during this grant?

1 = Not at all 4 = Somewhat 7 = To a great extent

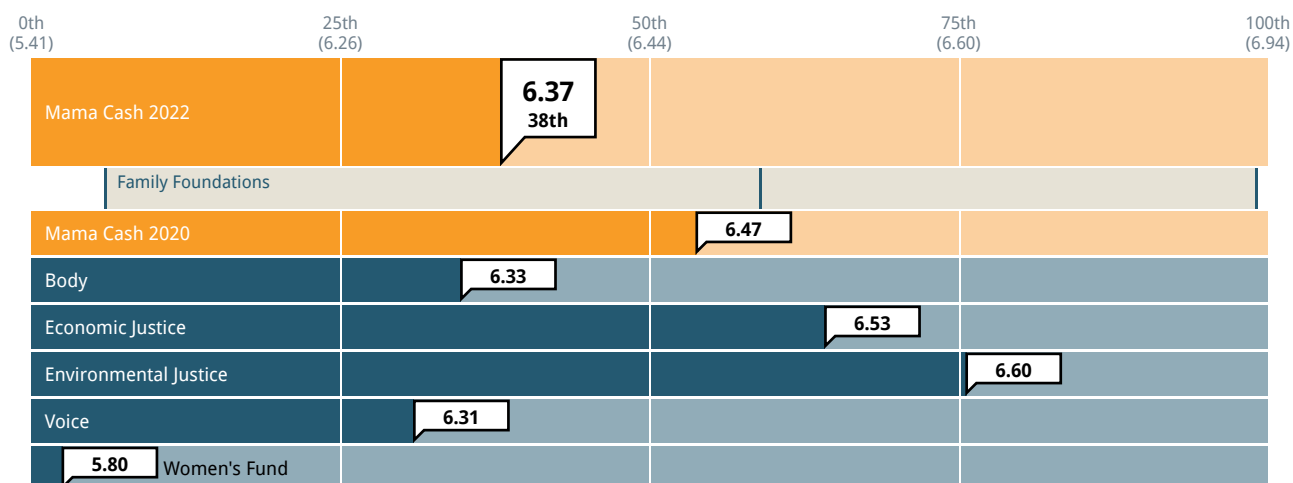


Cohort: Family Foundations Past results: on Subgroup: Portfolio

Grantee Responses

To what extent did Mama Cash exhibit compassion for those affected by your work during this grant?

1 = Not at all 4 = Somewhat 7 = To a great extent

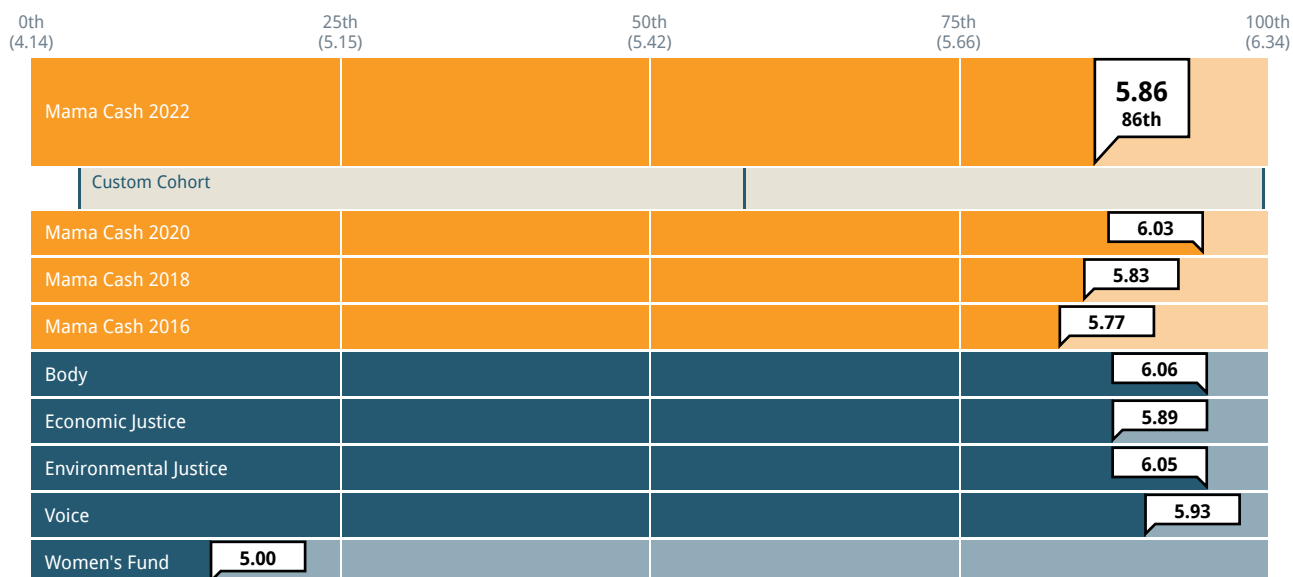


Cohort: Family Foundations Past results: on Subgroup: Portfolio

Grantee Responses

To what extent is Mama Cash open to ideas from grantees about its strategy?

1 = Not at all 7 = To a great extent



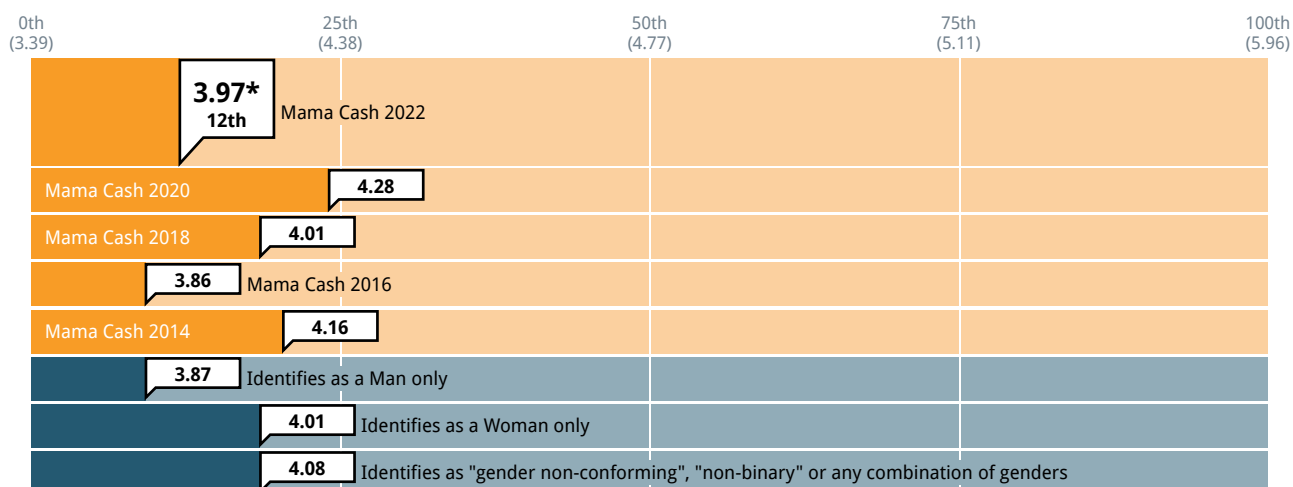
Cohort: Custom Cohort Past results: on Subgroup: Portfolio

Applicant Ratings

Applicant Responses

Overall, how fairly did Mama Cash treat you?

1 = Not at all fairly 7 = Extremely fairly

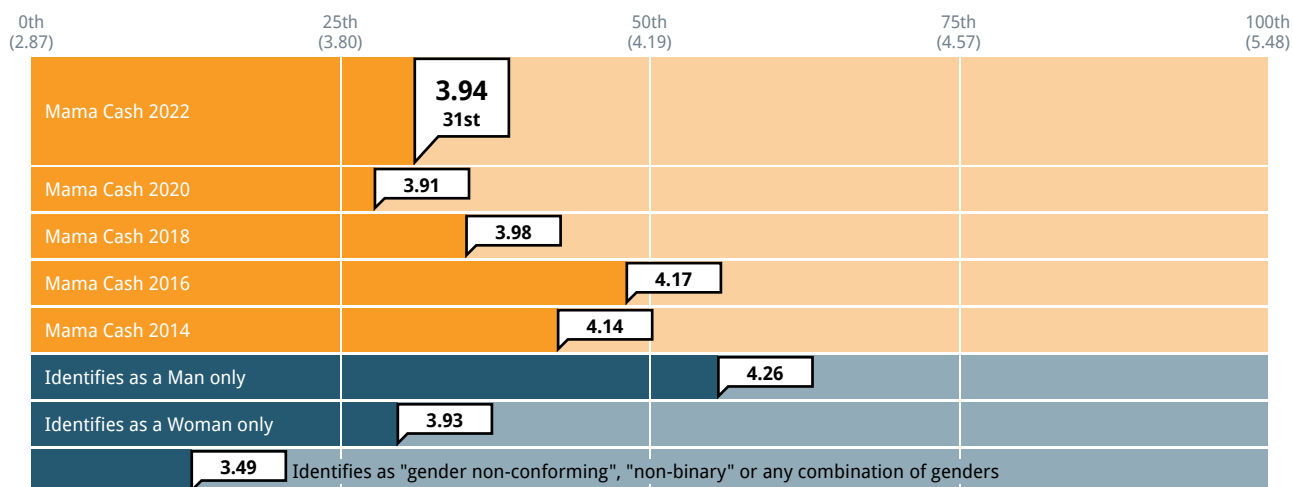


Cohort: None Past results: on Subgroup: Respondent Gender

Applicant Responses

How accessible do you believe Mama Cash is to applicants?

1 = Some organizations are favored over others 7 = Everyone has equal access

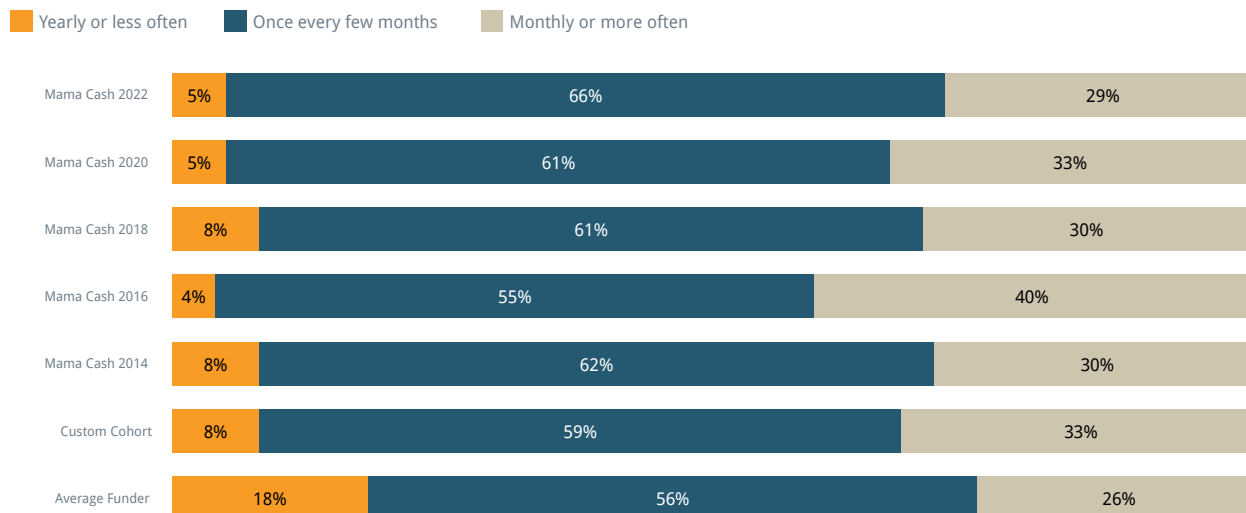


Cohort: None Past results: on Subgroup: Respondent Gender

Grantee Interaction Patterns

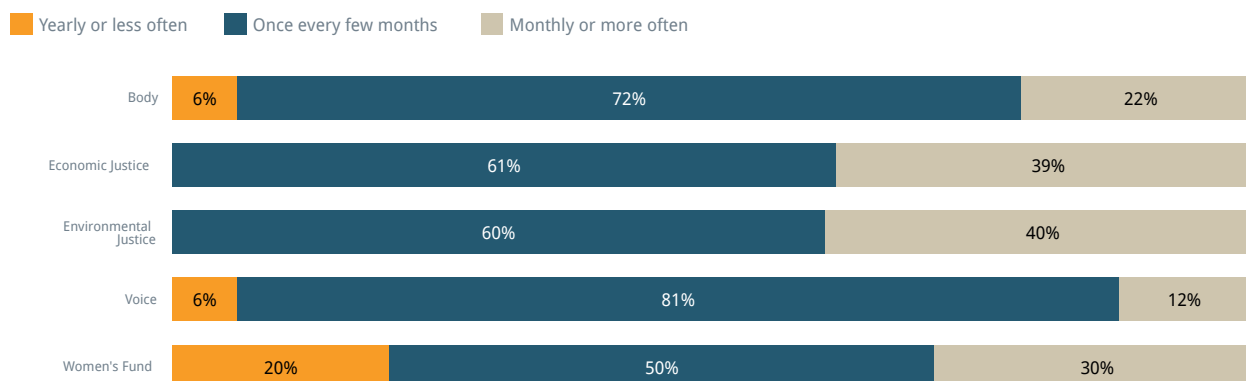
Grantee Responses

How often do/did you have contact with your program officer during this grant?



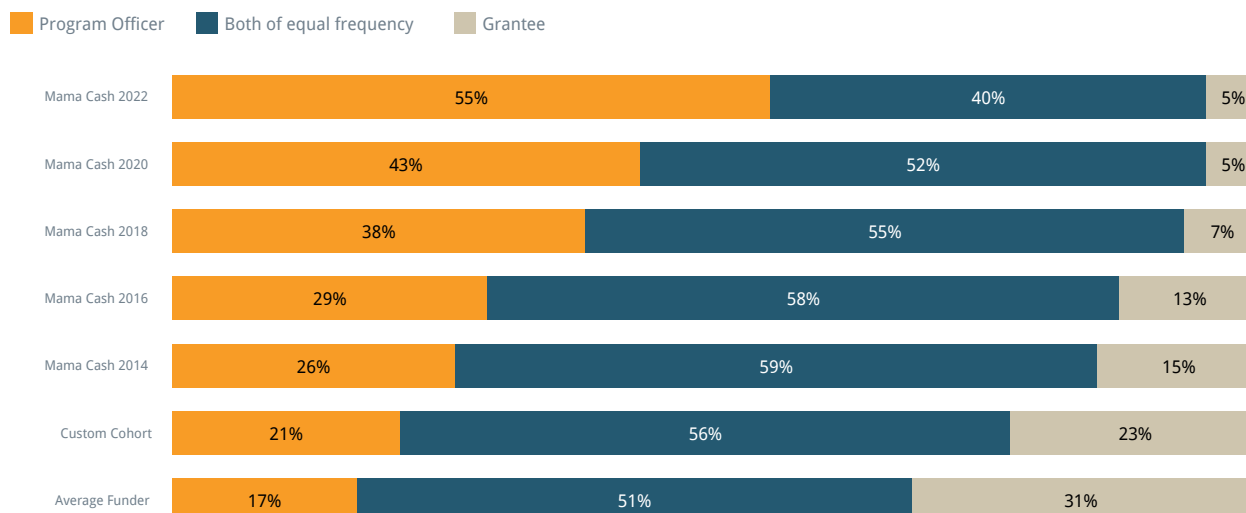
Cohort: Custom Cohort Past results: on

How often do/did you have contact with your program officer during this grant? - By Subgroup



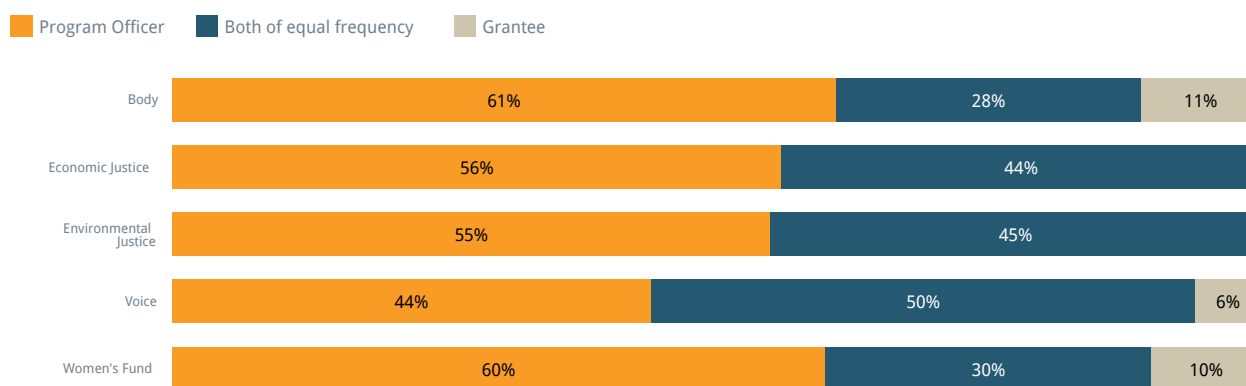
Subgroup: Portfolio

Who most frequently initiated the contact you had with your program officer during this grant?



Cohort: Custom Cohort Past results: on

Who most frequently initiated the contact you had with your program officer during this grant? - By Subgroup

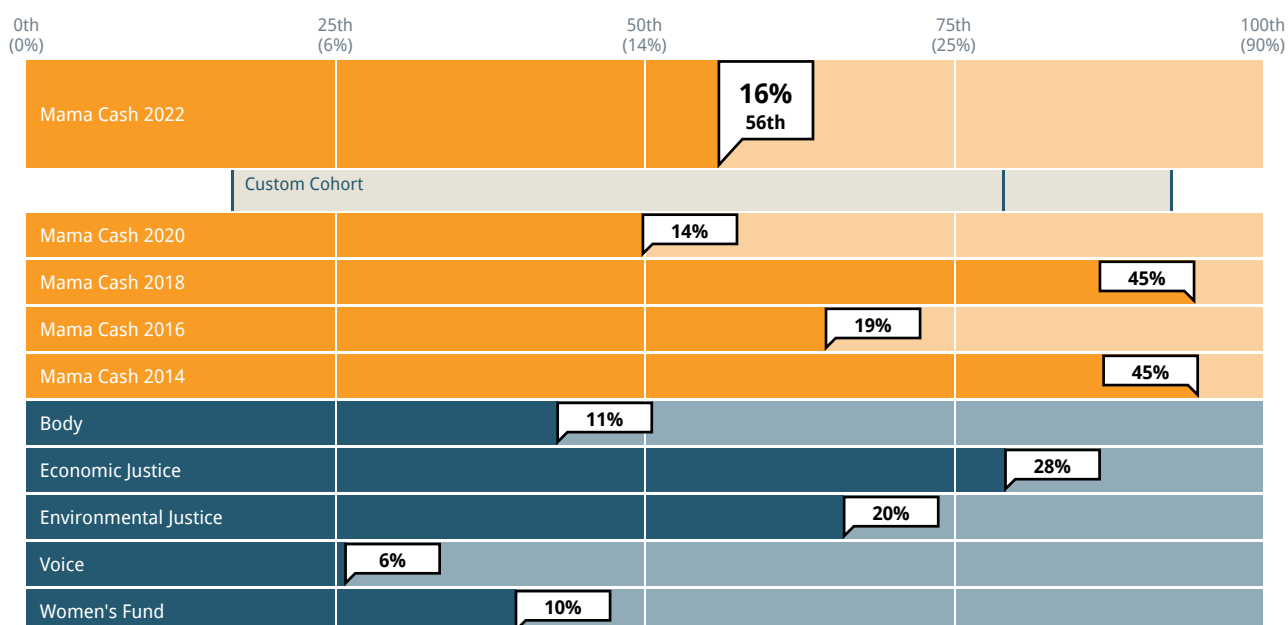


Subgroup: Portfolio

Grantee Responses

Has your main contact at Mama Cash changed in the past six months?

Proportion of grantees responding 'Yes'



Cohort: Custom Cohort Past results: on Subgroup: Portfolio

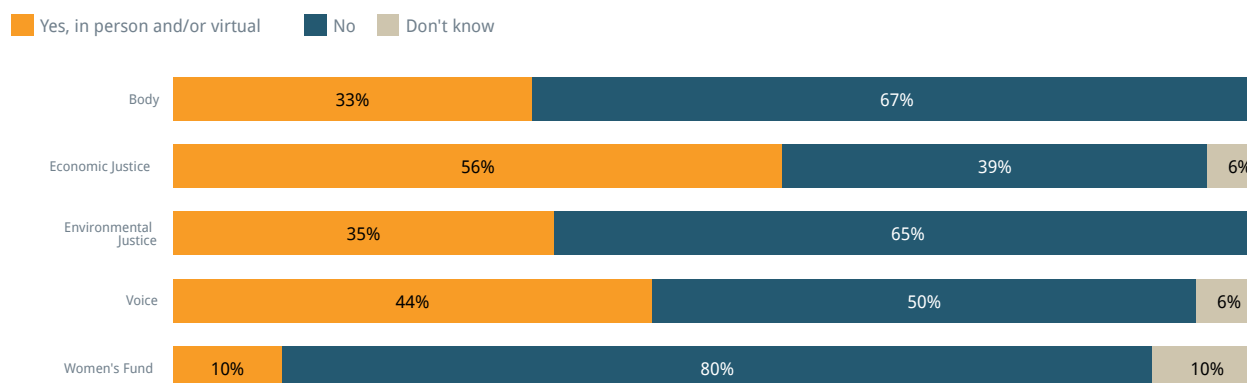
At any point during this grant, including the selection process, did Mama Cash staff visit your offices or programs?

Yes, in person and/or virtual No Don't know



Cohort: Private Foundations Past results: on

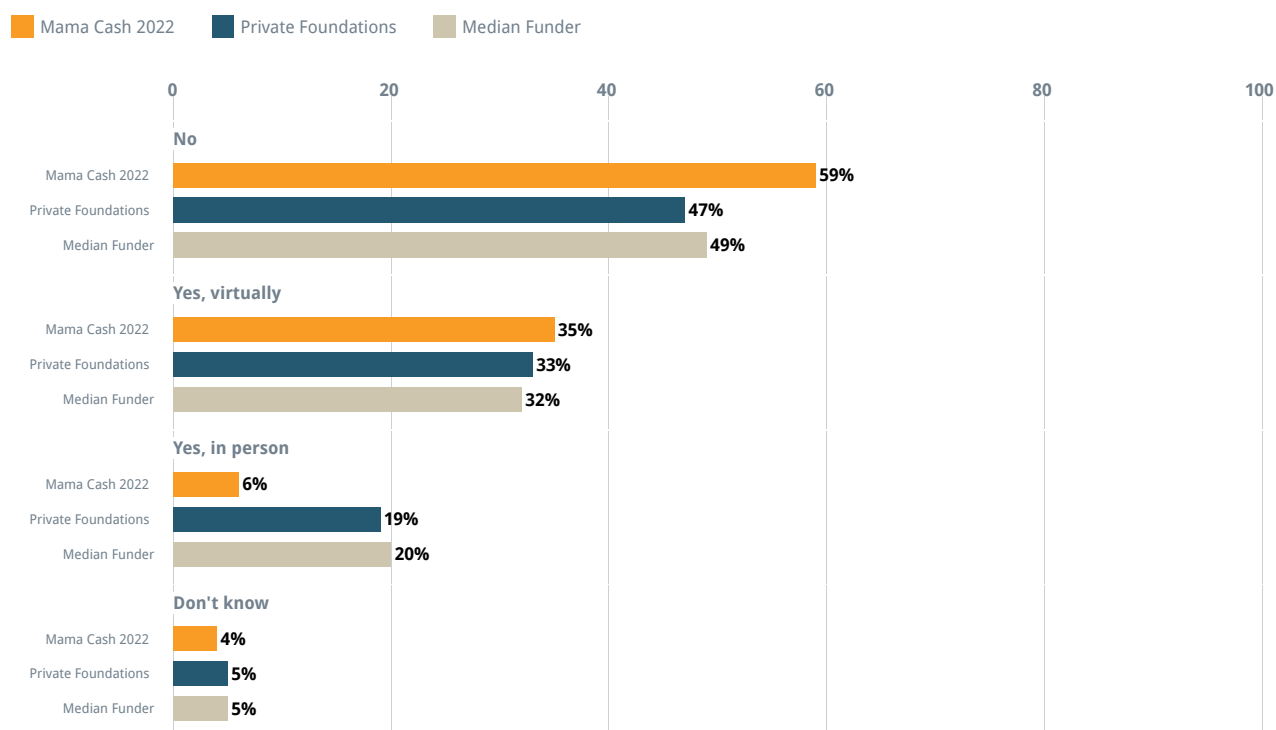
At any point during this grant, including the selection process, did Mama Cash staff visit your offices or programs? - By Subgroup



Subgroup: Portfolio

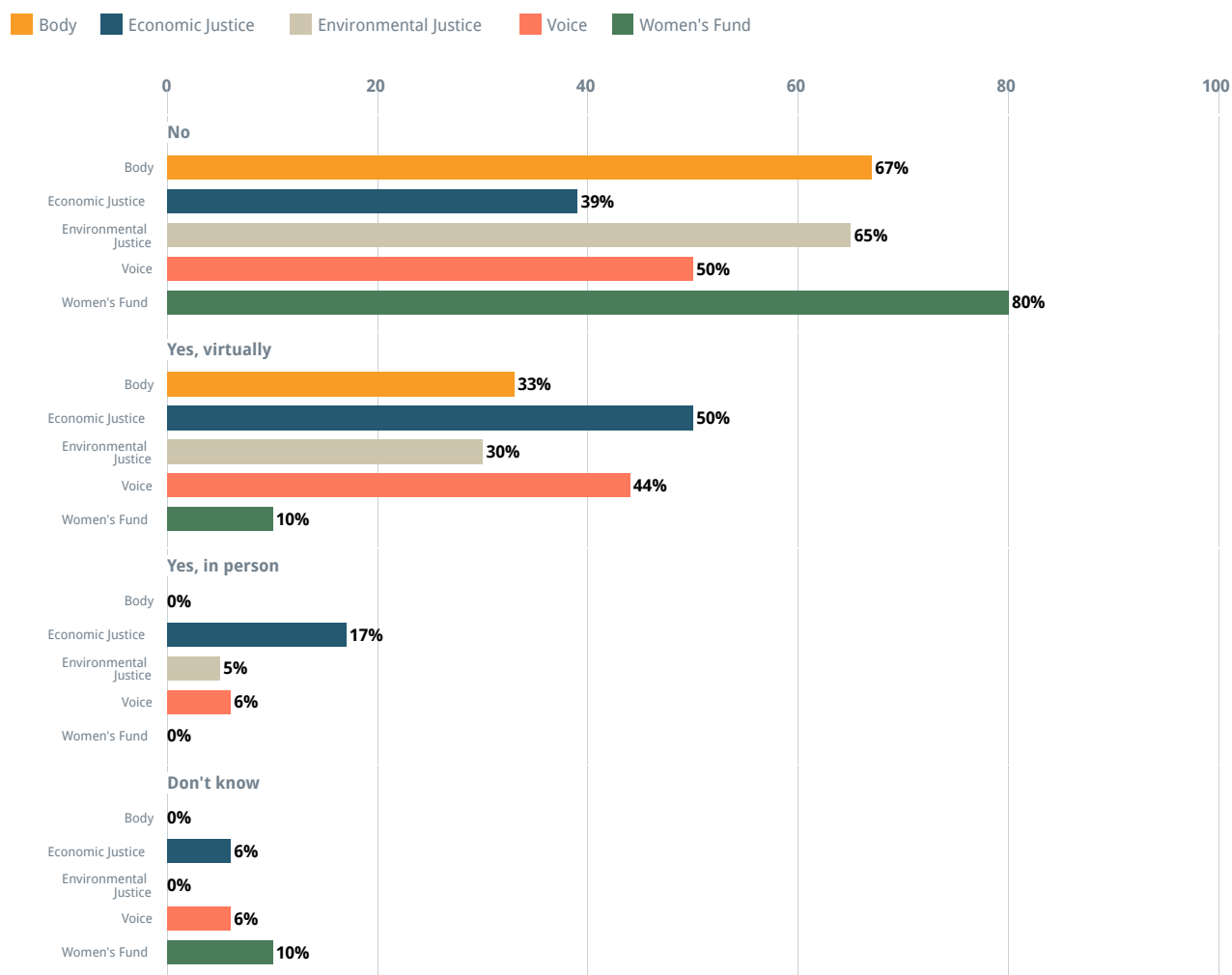
The following charts provide greater detail on the previous site visit question.

At any point during this grant, including the selection process, did Mama Cash staff visit your offices or programs?



Cohort: Private Foundations Past results: on

At any point during this grant, including the selection process, did Mama Cash staff visit your offices or programs? - By Subgroup



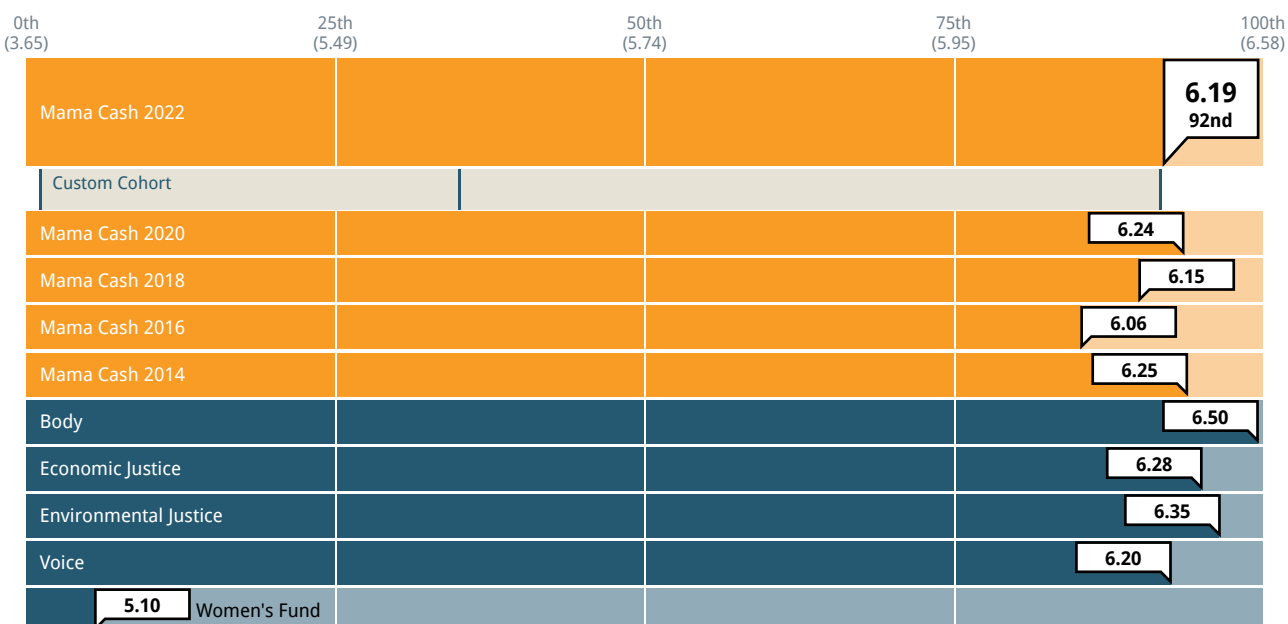
Subgroup: Portfolio

Communication

Grantee Responses

How clearly has Mama Cash communicated its goals and strategy to you?

1 = Not at all clearly 7 = Extremely clearly

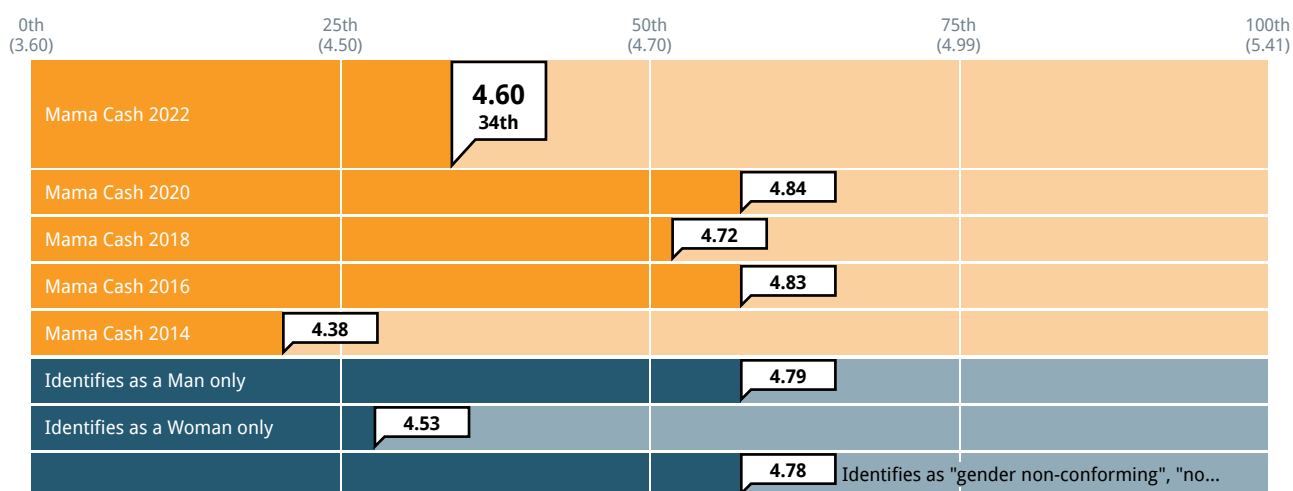


Cohort: Custom Cohort Past results: on Subgroup: Portfolio

Applicant Responses

How clearly has Mama Cash communicated its goals and strategy to you?

1 = Not at all clearly 7 = Extremely clearly

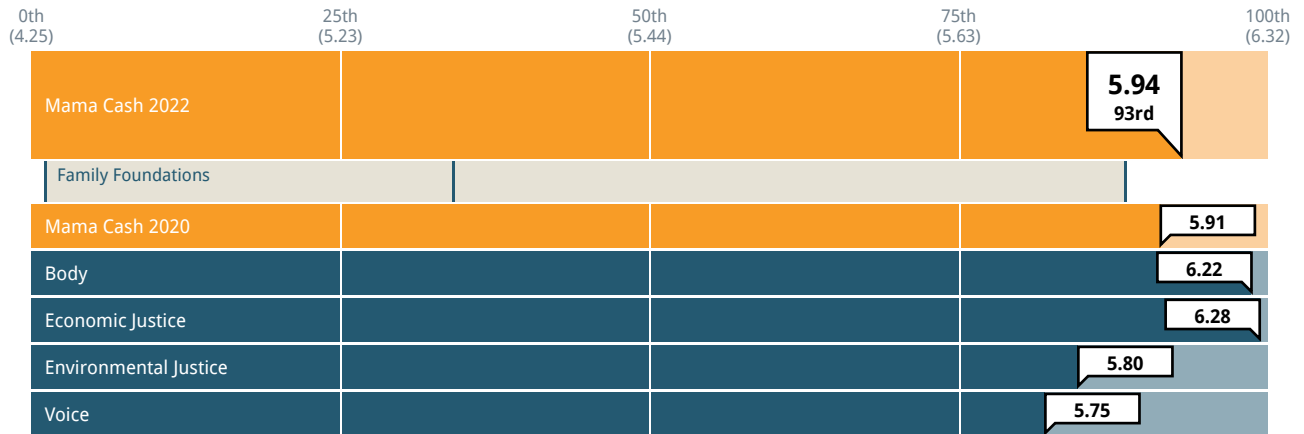


Cohort: None Past results: on Subgroup: Respondent Gender

Grantee Responses

How well do you understand the way in which the work funded by this grant fits into Mama Cash's broader efforts?

1 = Limited understanding 7 = Thorough understanding



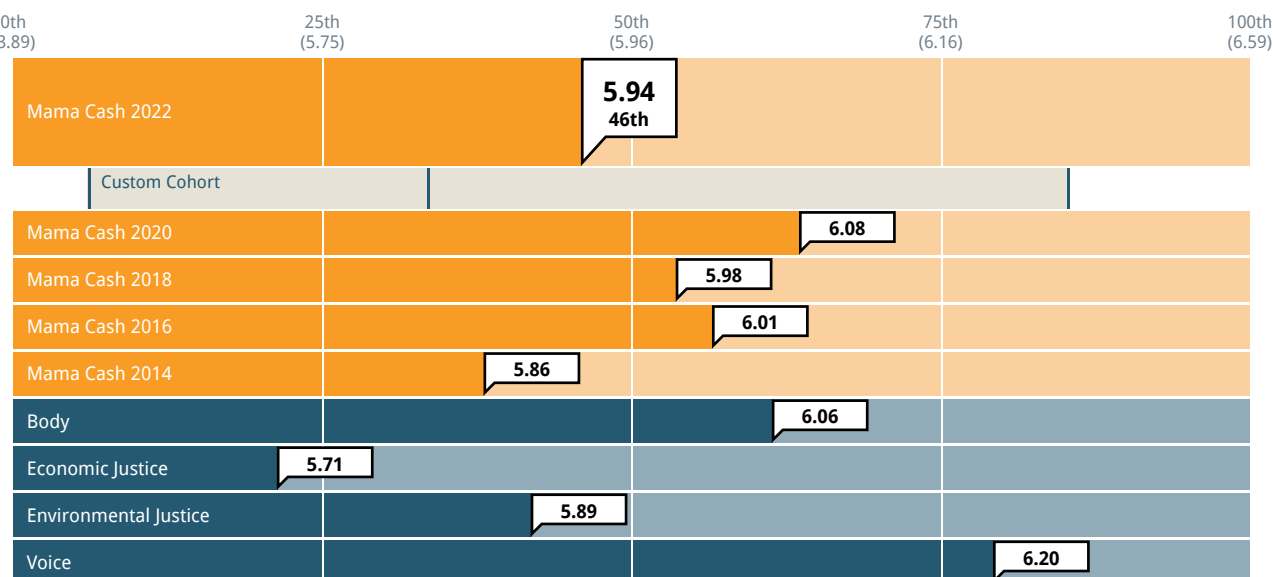
Cohort: Family Foundations Past results: on Subgroup: Portfolio

Consistency of Communication

Grantee Responses

How consistent was the information provided by different communication resources, both personal and written, that you used to learn about Mama Cash?

1 = Not at all consistent 7 = Completely consistent

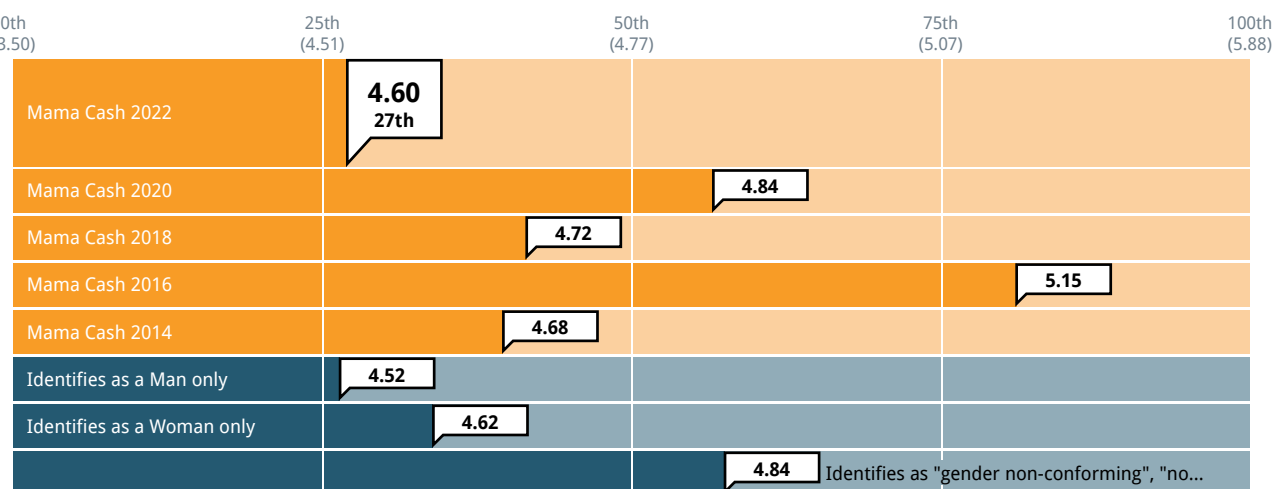


Cohort: Custom Cohort Past results: on Subgroup: Portfolio

Applicant Responses

How consistent was the information provided by different communication resources, both personal and written, that you used to learn about Mama Cash?

1 = Not at all consistent 7 = Completely consistent



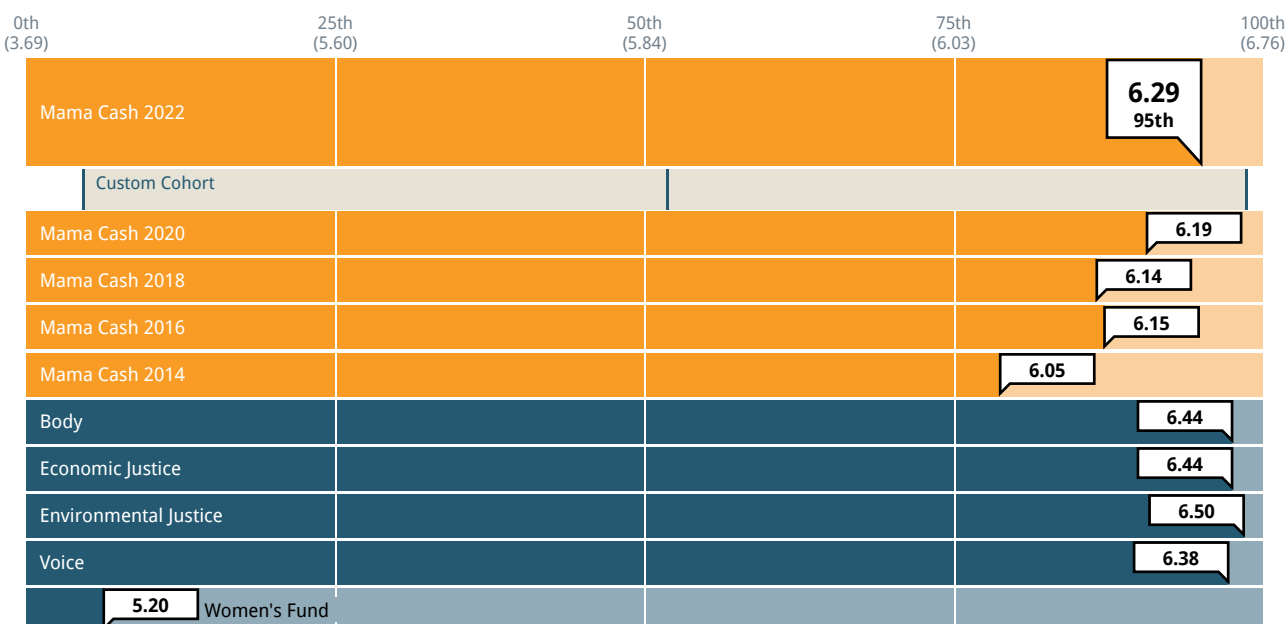
Cohort: None Past results: on Subgroup: Respondent Gender

Transparency

Grantee Responses

Overall, how transparent is Mama Cash with your organization?

1 = Not at all transparent 7 = Extremely transparent

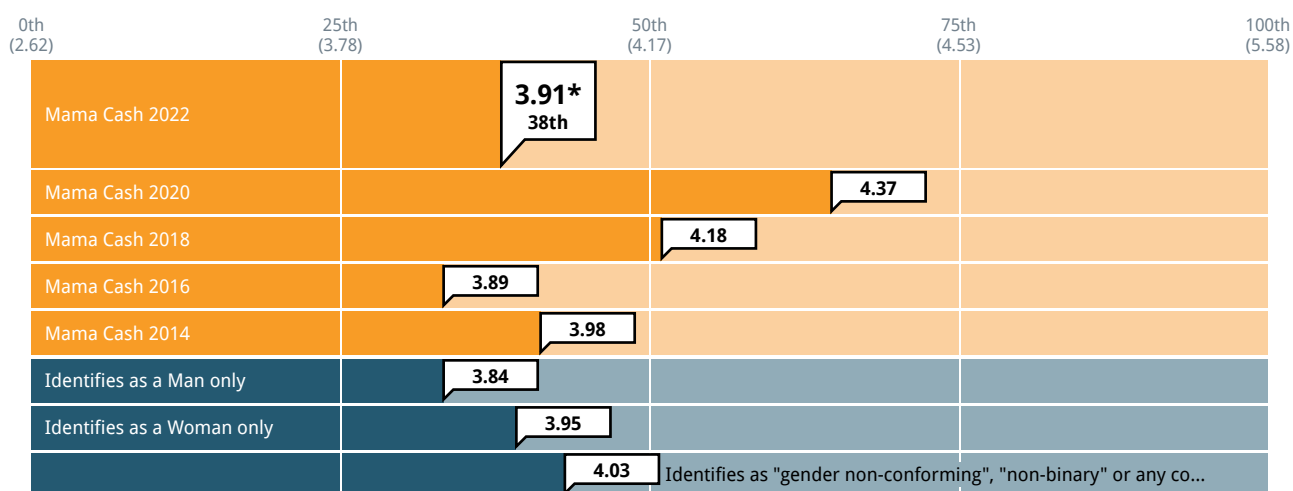


Cohort: Custom Cohort Past results: on Subgroup: Portfolio

Applicant Responses

Overall, how transparent is Mama Cash with your organization?

1 = Not at all transparent 7 = Extremely transparent



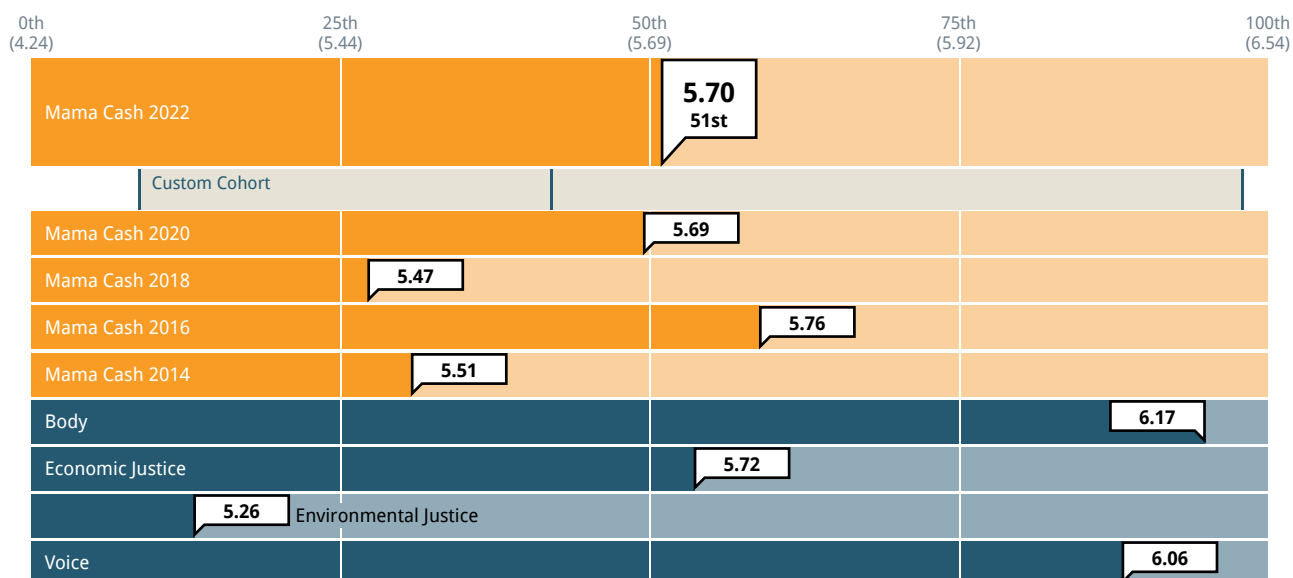
Cohort: None Past results: on Subgroup: Respondent Gender

Contextual Understanding

Grantee Responses

How well does Mama Cash understand the social, cultural, or socioeconomic factors that affect your work?

1 = Limited understanding 7 = Thorough understanding




Cohort: Custom Cohort Past results: on Subgroup: Portfolio

Applicant Responses

How well does Mama Cash understand the social, cultural, or socioeconomic factors that affect your work?

1 = Limited understanding 7 = Thorough understanding



Cohort: None Past results: on Subgroup: Respondent Gender

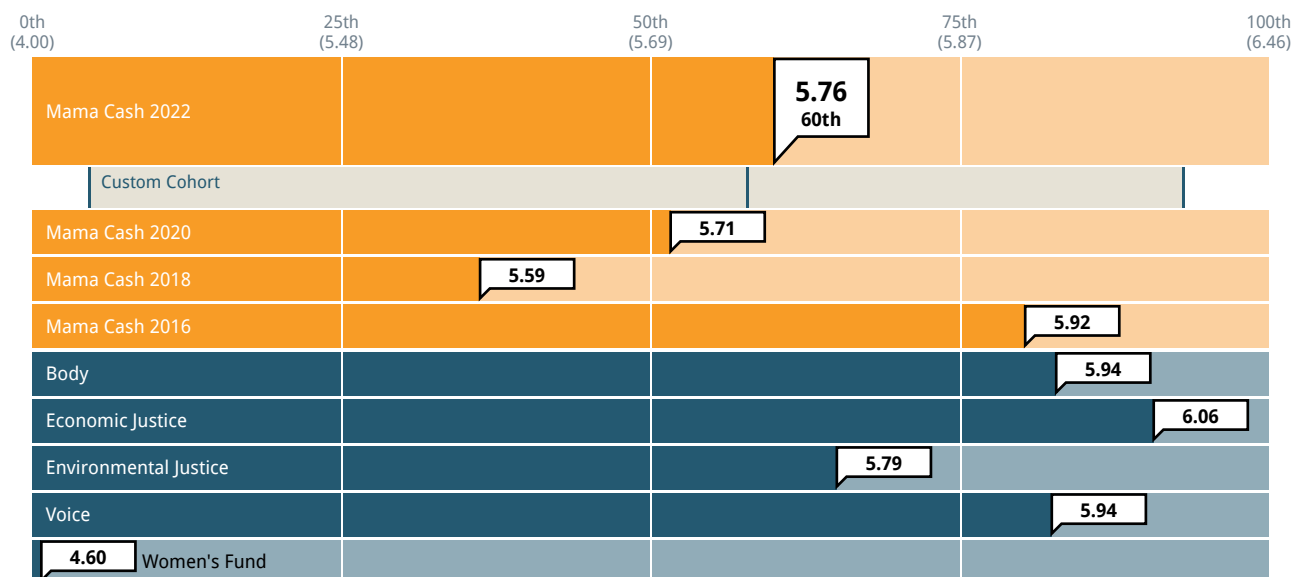
In the following questions, we use the phrase “the people and communities that you serve” to refer to those your organization seeks to serve through the services and/or programs it provides.

Please note that CEP recently modified the following questions. The prior questions were: "How well does the Foundation understand your intended beneficiaries' needs?" and "To what extent do the Foundation's funding priorities reflect a deep understanding of your intended beneficiaries' needs?" The question anchors have not been modified.

Grantee Responses

How well does Mama Cash understand the needs of the people and communities that you serve?

1 = Limited understanding 7 = Thorough understanding

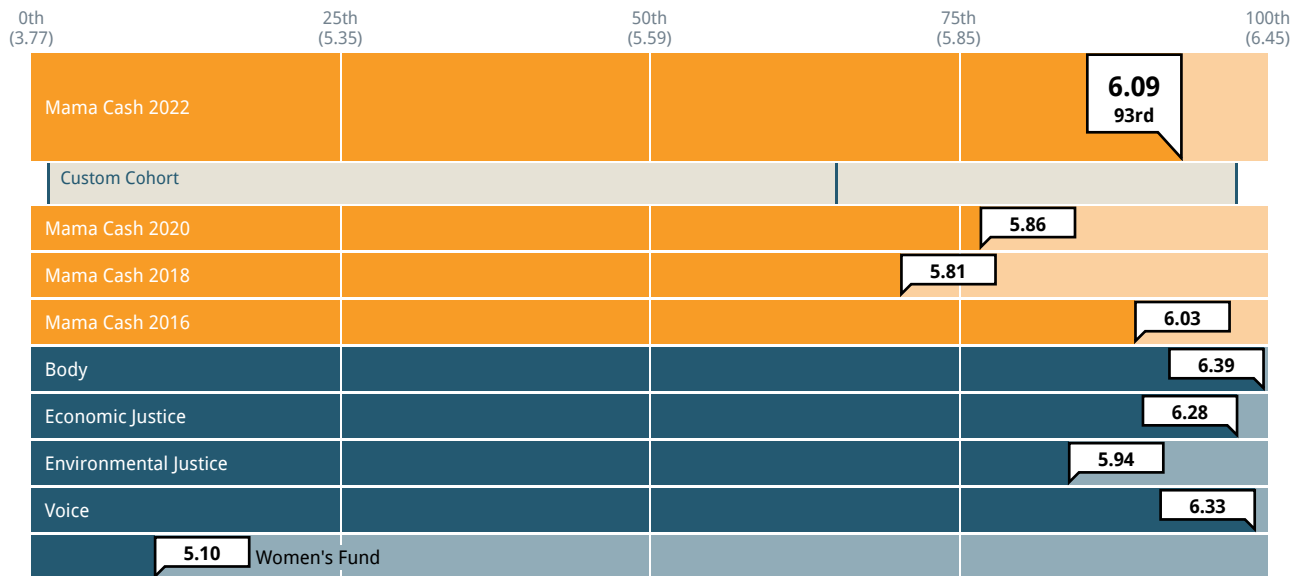


Cohort: Custom Cohort Past results: on Subgroup: Portfolio

Grantee Responses

To what extent do Mama Cash's funding priorities reflect a deep understanding of the needs of the people and communities that you serve?

1 = Not at all 7 = To a great extent



Cohort: Custom Cohort Past results: on Subgroup: Portfolio

Diversity, Equity, Inclusion

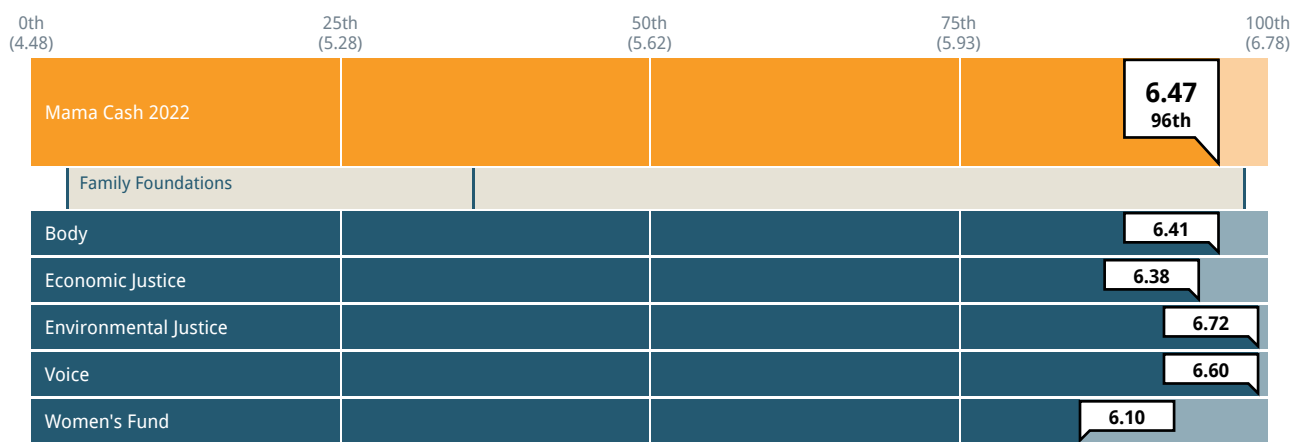
Grantee Ratings

Please rate the extent to which you agree or disagree with the following statements about diversity, equity, and inclusion:

Grantee Responses

Mama Cash has clearly communicated what justice, equity, diversity, and inclusion means for its work

1 = Strongly disagree 4 = Neither agree nor disagree 7 = Strongly agree

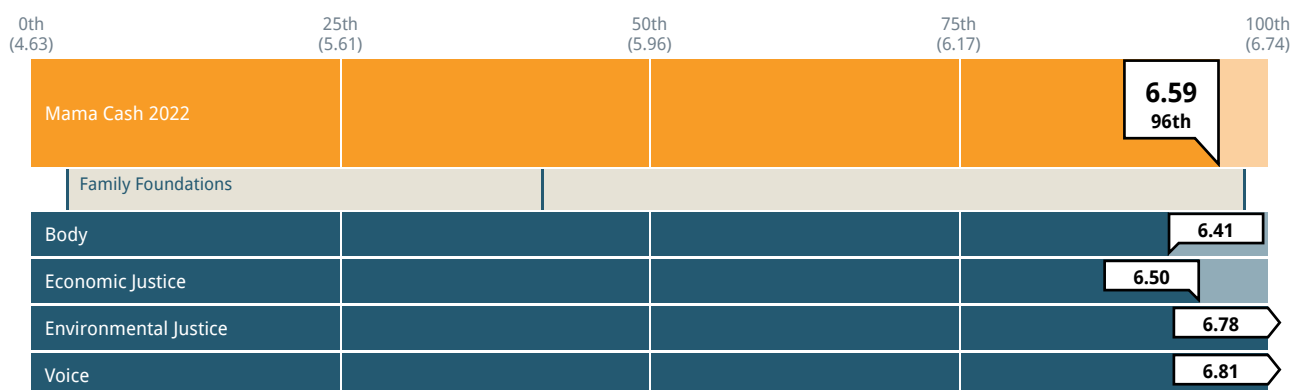


Cohort: Family Foundations Past results: on Subgroup: Portfolio

Grantee Responses

Overall, Mama Cash demonstrates an explicit commitment to justice, equity, diversity, and inclusion in its work

1 = Strongly disagree 4 = Neither agree nor disagree 7 = Strongly agree

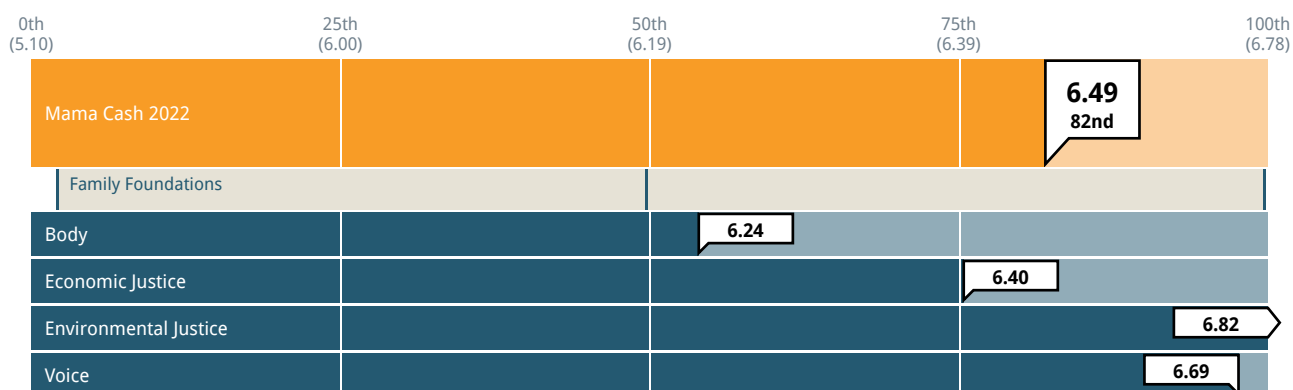


Cohort: Family Foundations Past results: on Subgroup: Portfolio

Grantee Responses

Overall, most staff I have interacted with at Mama Cash embody a strong commitment to justice, equity, diversity, and inclusion

1 = Strongly disagree 4 = Neither agree nor disagree 7 = Strongly agree

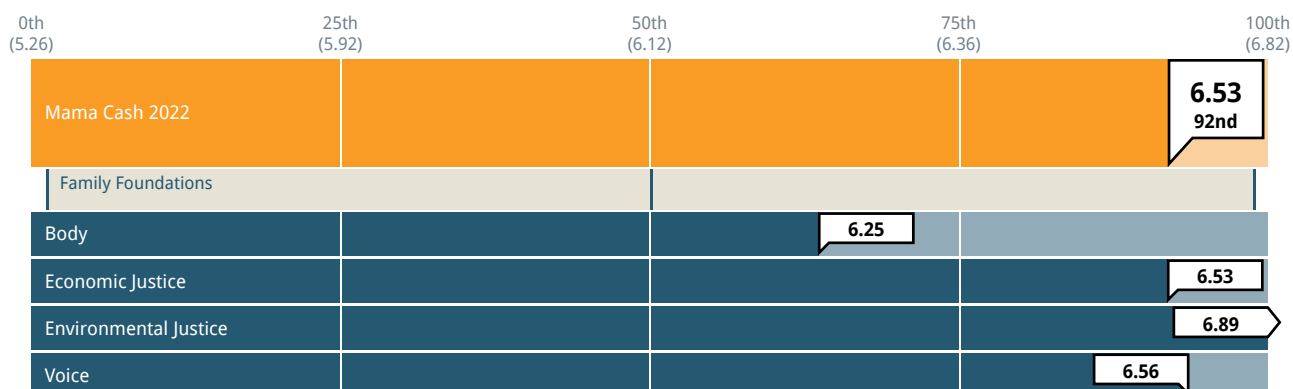


Cohort: Family Foundations Past results: on Subgroup: Portfolio

Grantee Responses

I believe that Mama Cash is committed to combatting racism

1 = Strongly disagree 4 = Neither agree nor disagree 7 = Strongly agree



Cohort: Family Foundations Past results: on Subgroup: Portfolio

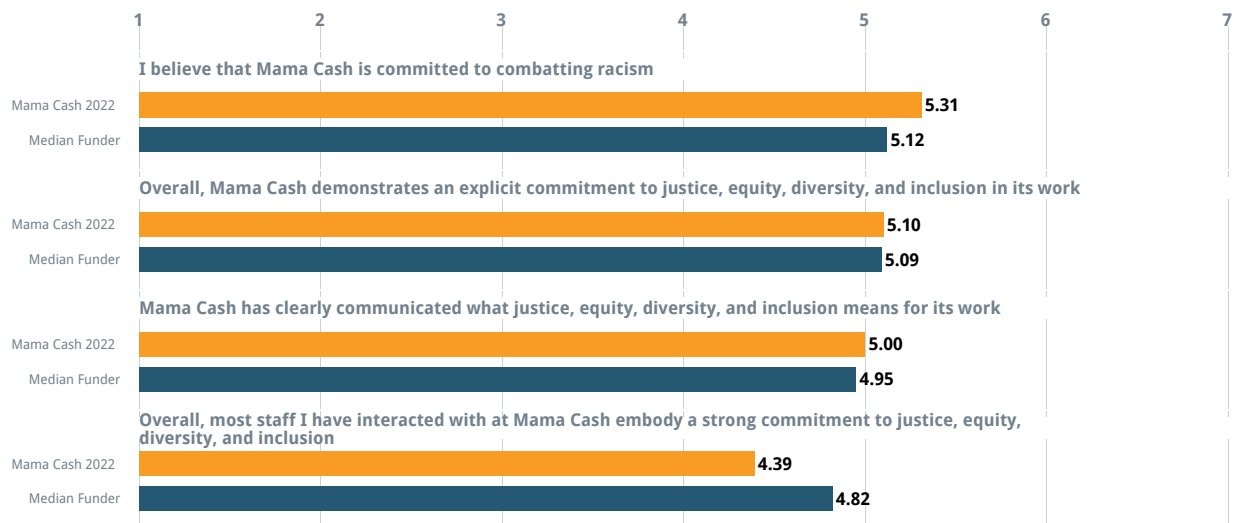
Applicant Ratings

The subsequent question was recently added to the applicant survey and depicts data from fewer than 25 funders in CEP's dataset.

Please rate the extent to which you agree or disagree with the following statements about justice, equity, diversity, and inclusion:

1 = Strongly disagree 4 = Neither agree nor disagree 7 = Strongly agree

Mama Cash 2022 Median Funder

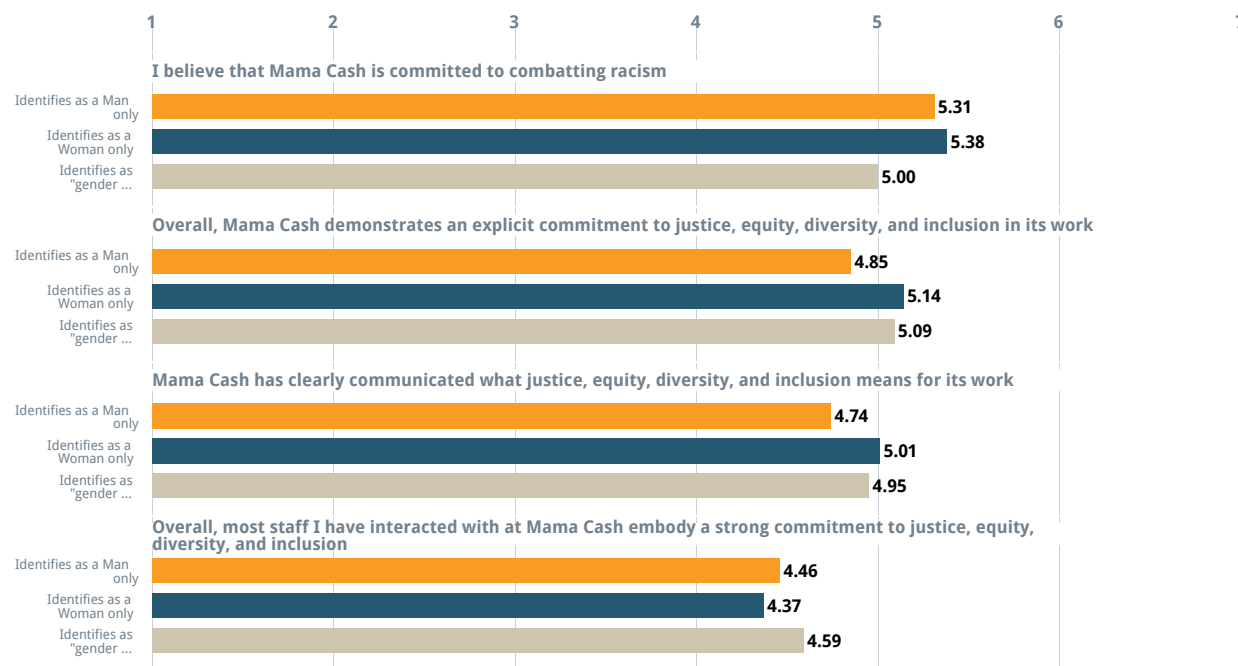


Cohort: None Past results: on

Please rate the extent to which you agree or disagree with the following statements about justice, equity, diversity, and inclusion: - By Subgroup

1 = Strongly disagree 4 = Neither agree nor disagree 7 = Strongly agree

Identifies as a Man only Identifies as a Woman only
 Identifies as "gender non-conforming", "non-binary" or any combination of genders

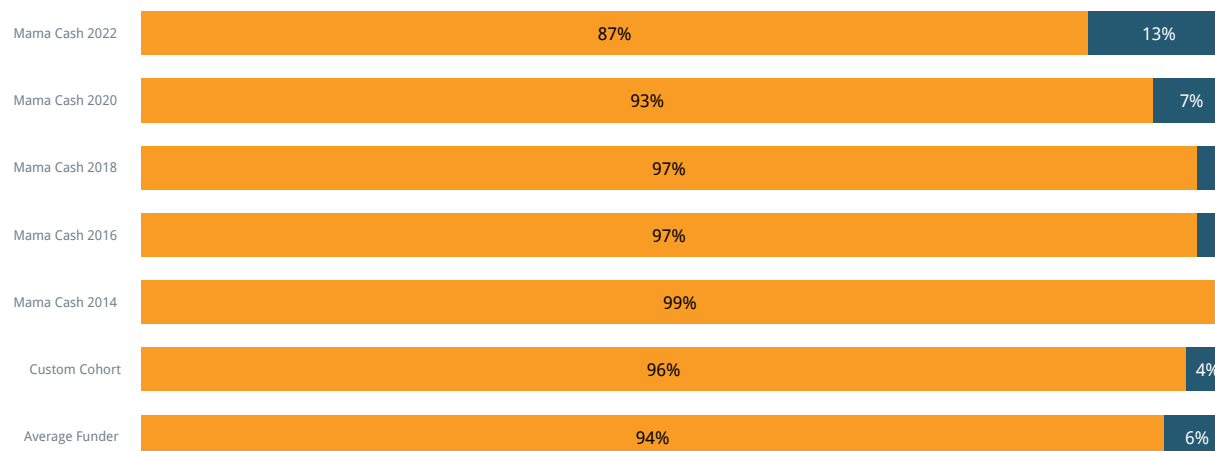


Subgroup: Respondent Gender

Selection Process

Did you submit a proposal to Mama Cash for this grant?

Submitted a proposal Did not submit a proposal



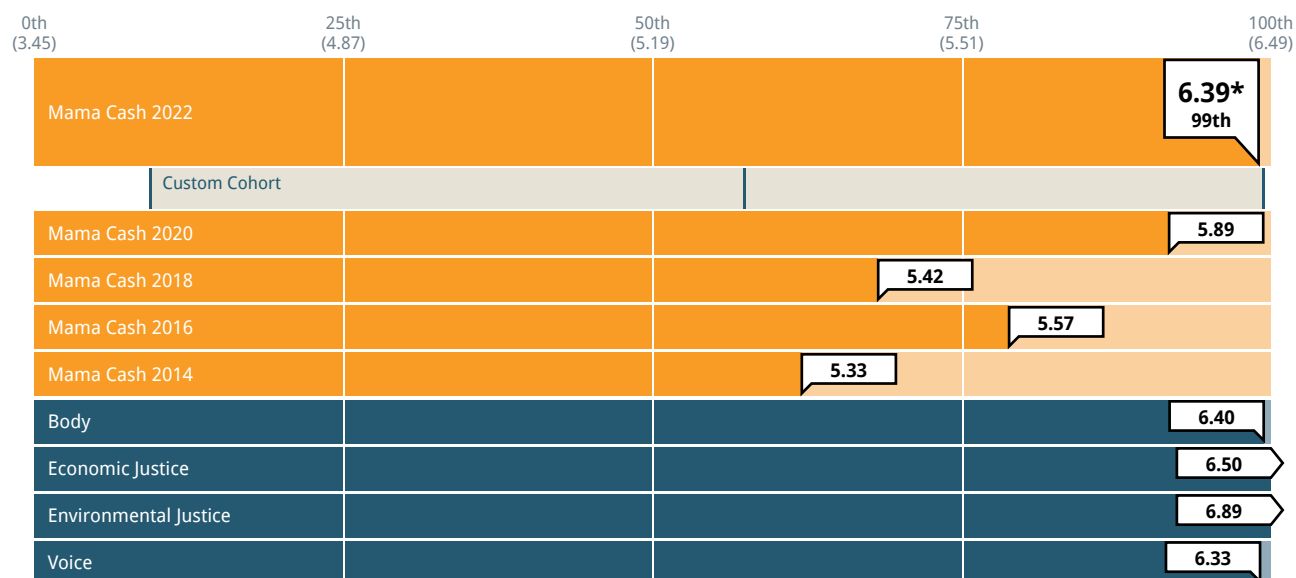
Cohort: Custom Cohort Past results: on

Please note that CEP recently modified the following question. The prior question text was: "How helpful was participating in the Foundation's selection process in strengthening the organization/program funded by the grant?" The corresponding anchors were "not at all helpful" and "extremely helpful."

Grantee Responses

To what extent was Mama Cash's selection process a helpful opportunity to strengthen the efforts funded by the grant?

1 = Not at all 7 = To a great extent

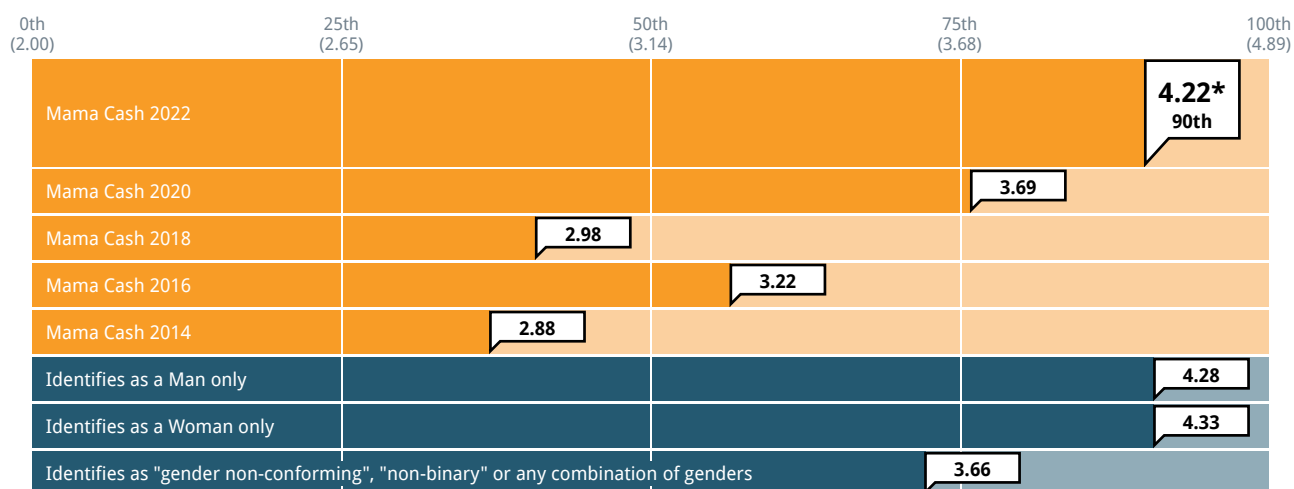


Cohort: Custom Cohort Past results: on Subgroup: Portfolio

Applicant Responses

To what extent was Mama Cash's selection process a helpful opportunity to strengthen the efforts to which the grant funding would have been directed?

1 = Not at all 7 = To a great extent



Cohort: None Past results: on Subgroup: Respondent Gender

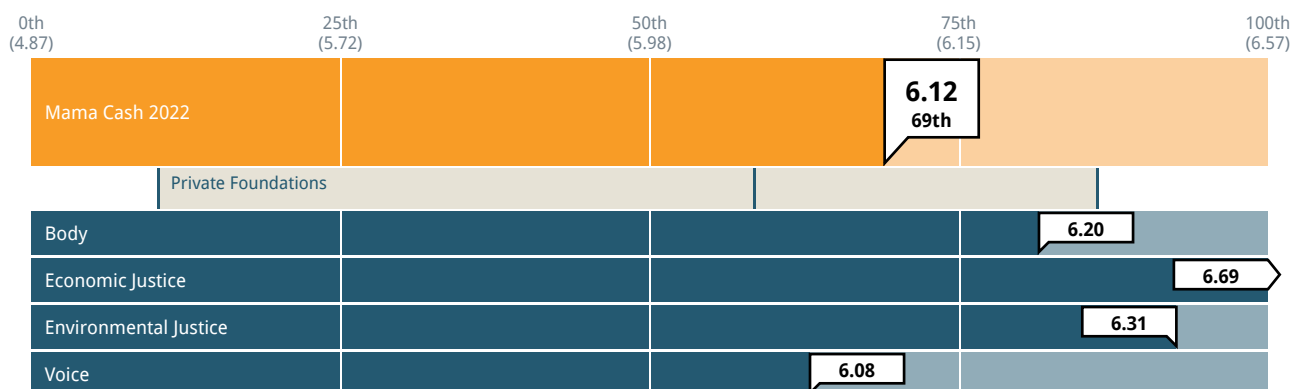
Level of Effort

Grantee Responses

Grantee Responses

To what extent was Mama Cash's selection process an appropriate level of effort given the amount of funding received?

1 = Not at all 7 = To a great extent



Cohort: Private Foundations Past results: on Subgroup: Portfolio

Applicant Responses

The following question was recently added to the applicant survey and does not yet have comparative data.

To what extent was Mama Cash's selection process an appropriate level of effort given the amount of funding requested?

1 = Not at all 7 = To a great extent

Mama Cash 2022

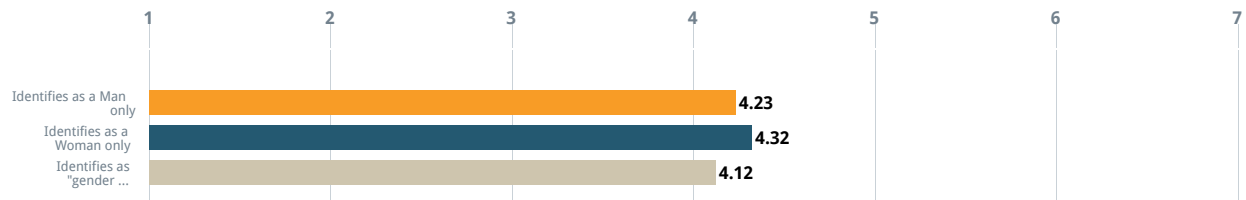


Cohort: None Past results: on

To what extent was Mama Cash's selection process an appropriate level of effort given the amount of funding requested? - By Subgroup

1 = Not at all 7 = To a great extent

Identifies as a Man only Identifies as a Woman only
Identifies as "gender non-conforming", "non-binary" or any combination of genders



Subgroup: Respondent Gender

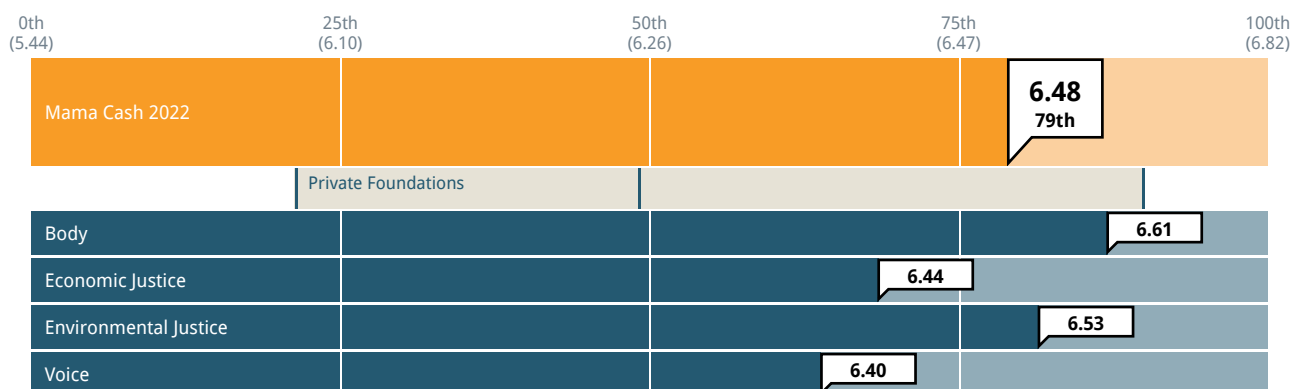
Clarity of Selection Process

Grantee Responses

Grantee Responses

To what extent was Mama Cash clear and transparent about the selection process requirements and timelines?

1 = Not at all 7 = To a great extent

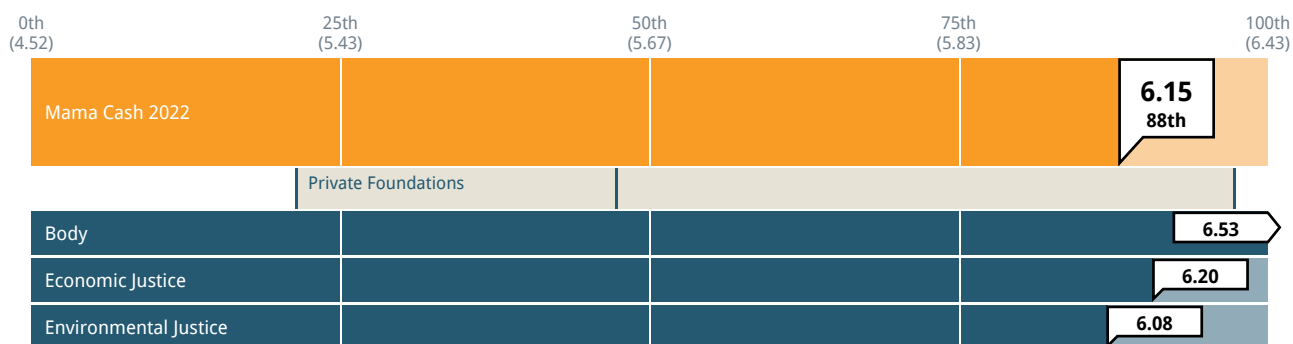


Cohort: Private Foundations Past results: on Subgroup: Portfolio

Grantee Responses

To what extent was Mama Cash clear and transparent about the criteria Mama Cash uses to decide whether a proposal would be funded or declined?

1 = Not at all 7 = To a great extent



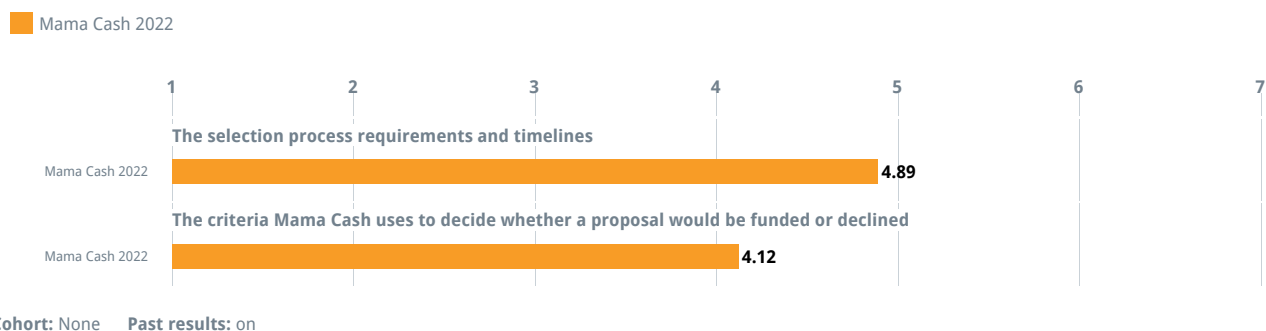
Cohort: Private Foundations Past results: on Subgroup: Portfolio

Applicant Responses

The following questions were recently added to the applicant survey and do not yet have comparative data.

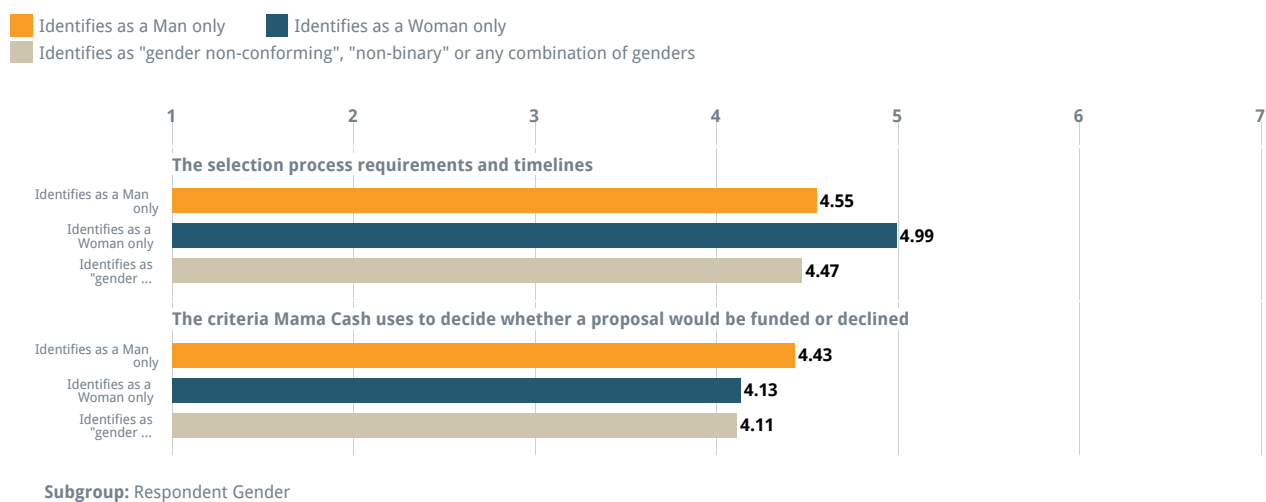
To what extent was Mama Cash clear and transparent about:

1 = Not at all 7 = To a great extent



To what extent was Mama Cash clear and transparent about: - By Subgroup

1 = Not at all 7 = To a great extent

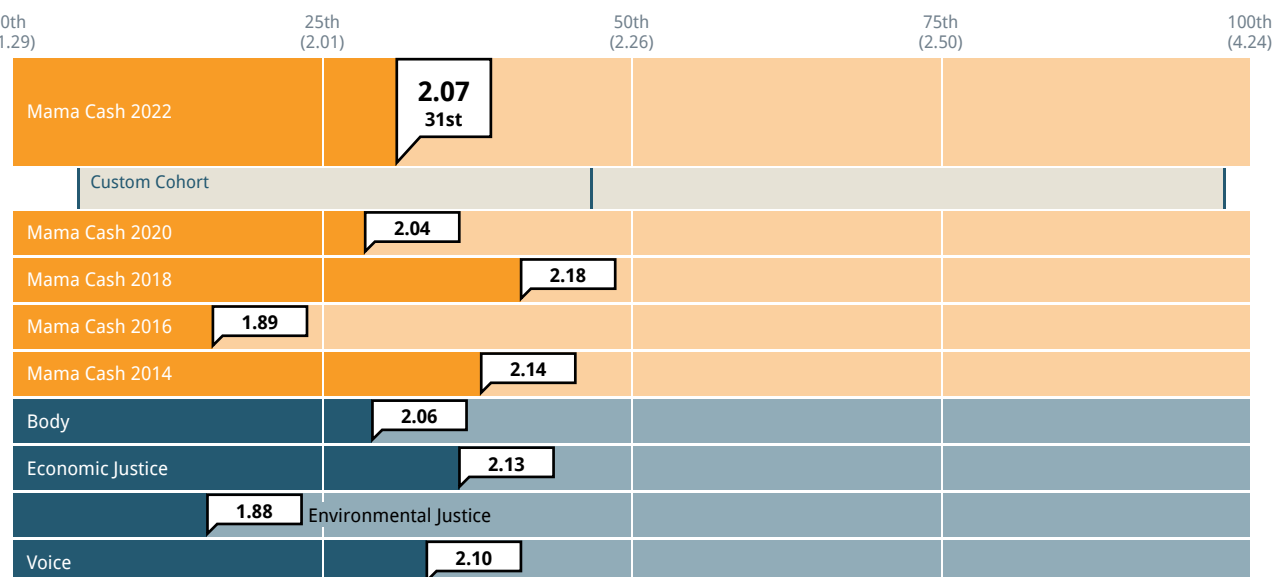


Pressure to Modify Priorities

Grantee Responses

As you developed your grant proposal, how much pressure did you feel to modify your organization's priorities in order to create a grant proposal that was likely to receive funding?

1 = No pressure 7 = Significant pressure

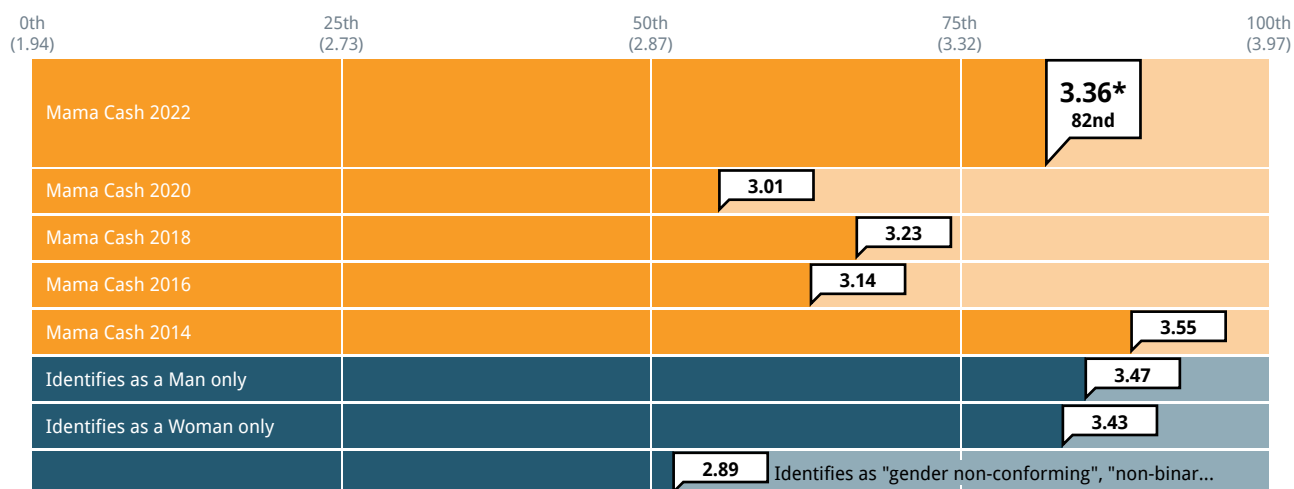


Cohort: Custom Cohort Past results: on Subgroup: Portfolio

Applicant Responses

As you developed your grant proposal, how much pressure did you feel to modify your organization's priorities in order to create a grant proposal that was likely to receive funding?

1 = No pressure 7 = Significant pressure



Cohort: None Past results: on Subgroup: Respondent Gender

Time Between Submission and Funding Declination

| Applicant Responses

| "How much time elapsed from initial submission of your grant proposal to the final decision not to fund your proposal?"

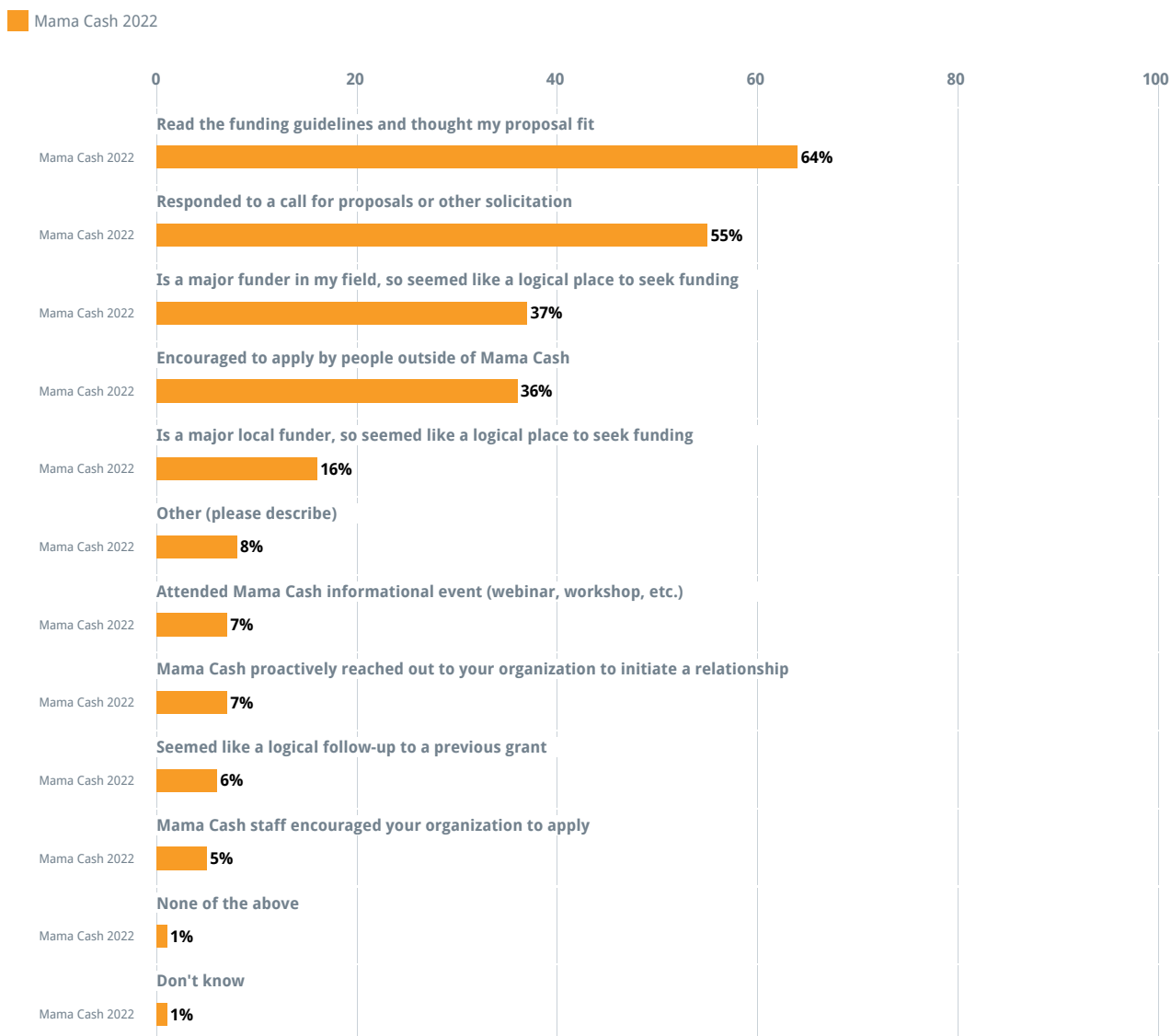
Selected Cohort: None	
Time Between Submission and Funding Decision	Mama Cash 2022
3 months or less	41%
4 - 6 months	46%
7 - 12 months	9%
More than 12 months	4%

Selected Subgroup: Respondent Gender			
Time Between Submission and Funding Decision (By Subgroup)	Identifies as a Man only	Identifies as a Woman only	Identifies as "gender non-conforming", "non-binary" or any combination of genders
3 months or less	44%	43%	43%
4 - 6 months	44%	46%	49%
7 - 12 months	9%	7%	6%
More than 12 months	3%	3%	3%

Declined Applications

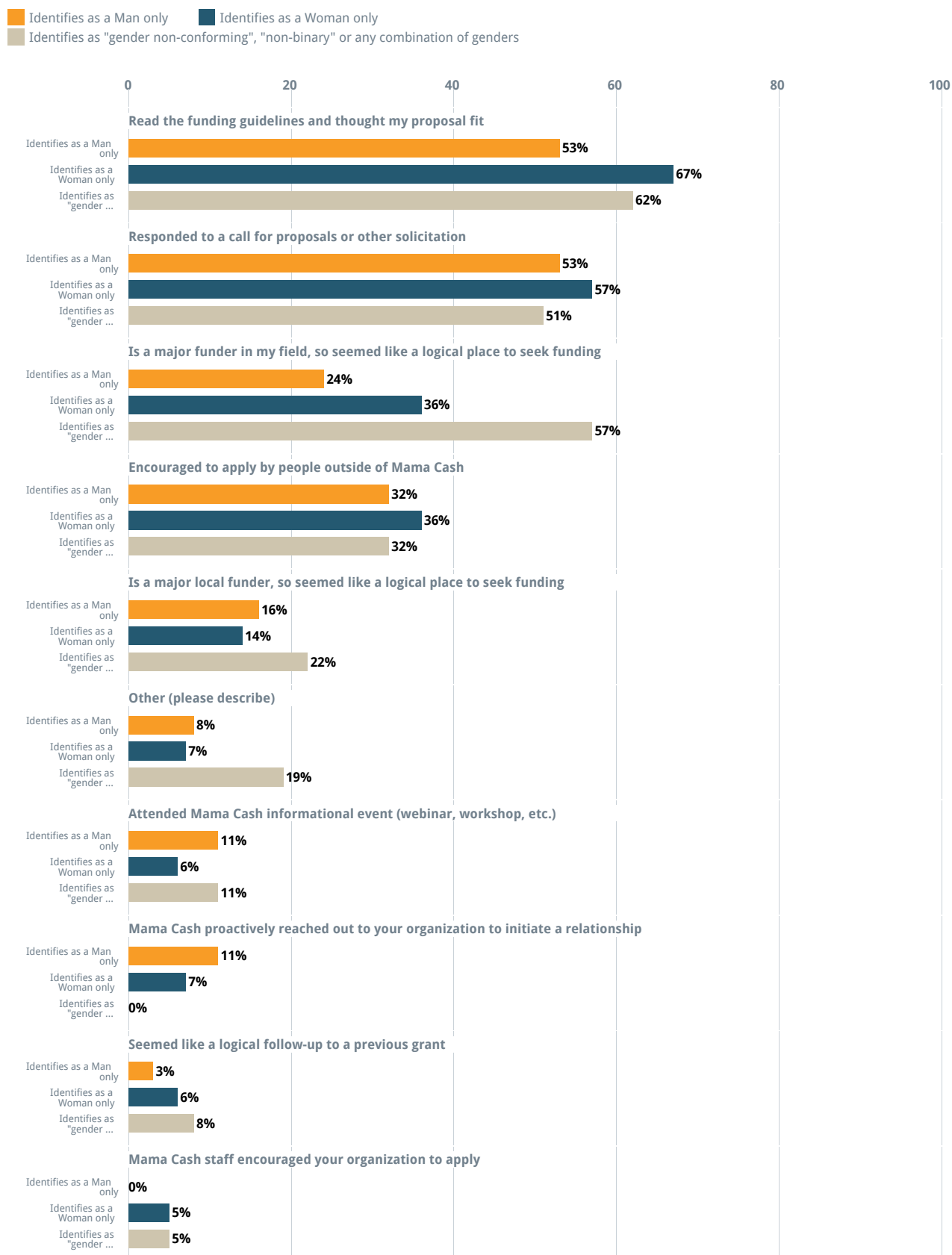
The following questions were recently added to the applicant survey and do not yet have comparative data.

What factors encouraged your decision to apply to Mama Cash for funding?



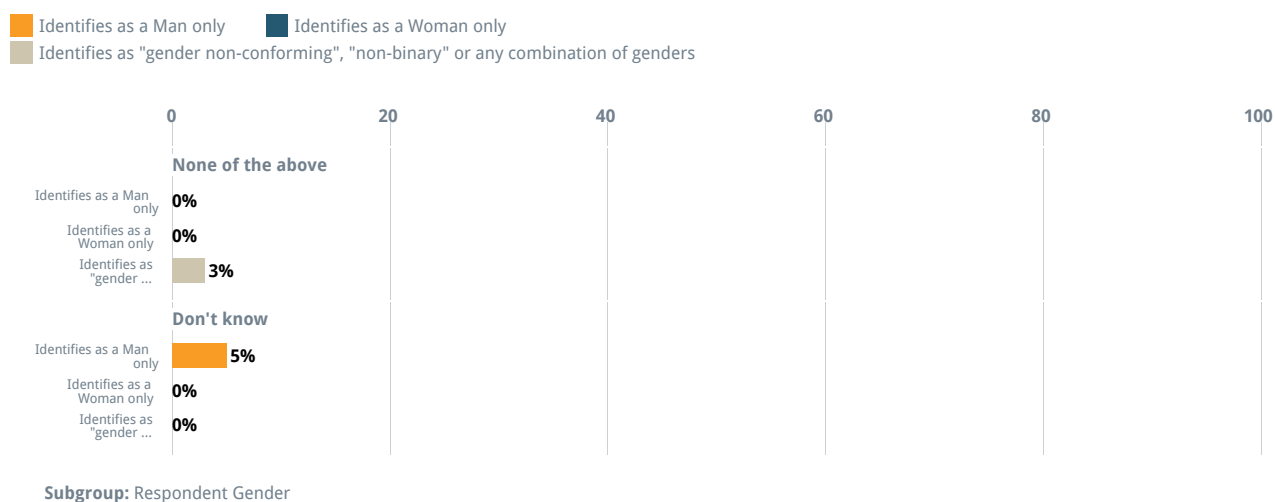
Cohort: None Past results: on

What factors encouraged your decision to apply to Mama Cash for funding? - By Subgroup



Subgroup: Respondent Gender

What factors encouraged your decision to apply to Mama Cash for funding? - By Subgroup (cont.)

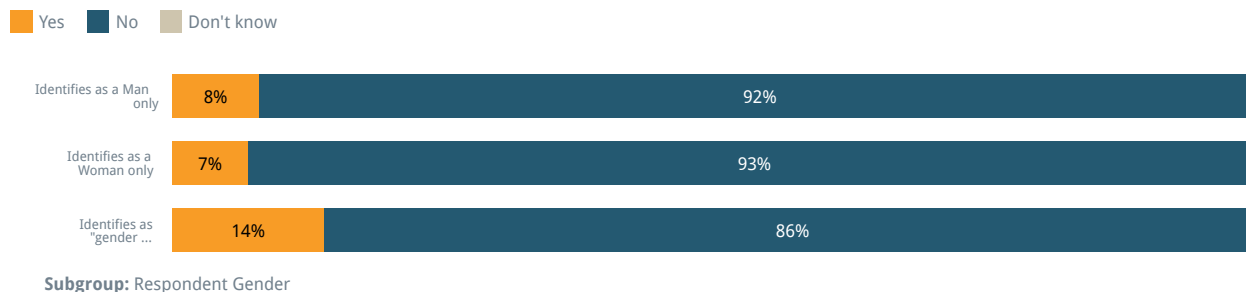


Did you have contact with a Mama Cash staff member via phone, email, or in-person/video before you applied?



Cohort: None Past results: on

Did you have contact with a Mama Cash staff member via phone, email, or in-person/video before you applied? - By Subgroup



Reasons Provided for Declining Proposal

| Applicant Responses

| "Please choose the option that most resembles the reason Mama Cash gave when it declined to fund your proposal."

Selected Cohort: None						
Reasons Provided for Declining Proposal	Mama Cash 2022	Mama Cash 2020	Mama Cash 2018	Mama Cash 2016	Mama Cash 2014	Average Funder
No reason provided	11%	13%	11%	10%	8%	16%
Not enough funds/too many good proposals	45%	39%	38%	40%	29%	34%
Doesn't fit Mama Cash priorities/guidelines, with no explanation as to why	13%	14%	18%	18%	29%	14%
Doesn't fit Mama Cash priorities/guidelines, with explanation as to why	16%	18%	14%	23%	20%	14%
Other	15%	16%	18%	10%	14%	22%

Selected Subgroup: Respondent Gender			
Reasons Provided for Declining Proposal (By Subgroup)	Identifies as a Man only	Identifies as a Woman only	Identifies as "gender non-conforming", "non-binary" or any combination of genders
No reason provided	26%	9%	5%
Not enough funds/too many good proposals	34%	44%	51%
Doesn't fit Mama Cash priorities/guidelines, with no explanation as to why	16%	13%	14%
Doesn't fit Mama Cash priorities/guidelines, with explanation as to why	13%	18%	19%
Other	11%	16%	11%

Applicant Responses

How would you rate the honesty of the reason(s) Mama Cash gave for declining to fund your funding application?

1 = Not at all honest 7 = Extremely honest

0th (3.29)	25th (4.27)	50th (4.64)	75th (4.95)	100th (5.91)
Mama Cash 2022	4.18 24th			
Mama Cash 2020	4.21			
Mama Cash 2018	4.24			
Mama Cash 2016	4.13			
Mama Cash 2014	4.12			
	4.07	Identifies as a Man only		
Identifies as a Woman only	4.22			
		4.60	Identifies as "gender non-conforming", "non-binary" or an...	

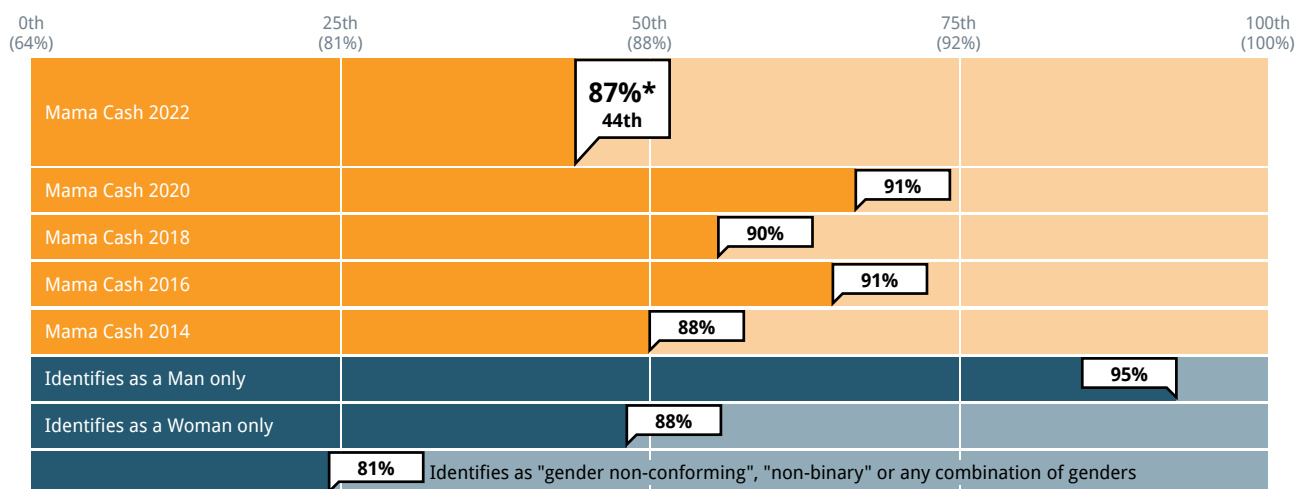
Cohort: None Past results: on Subgroup: Respondent Gender

Implications for Future Applications

Applicant Responses

Would you consider applying for funding from Mama Cash in the future?

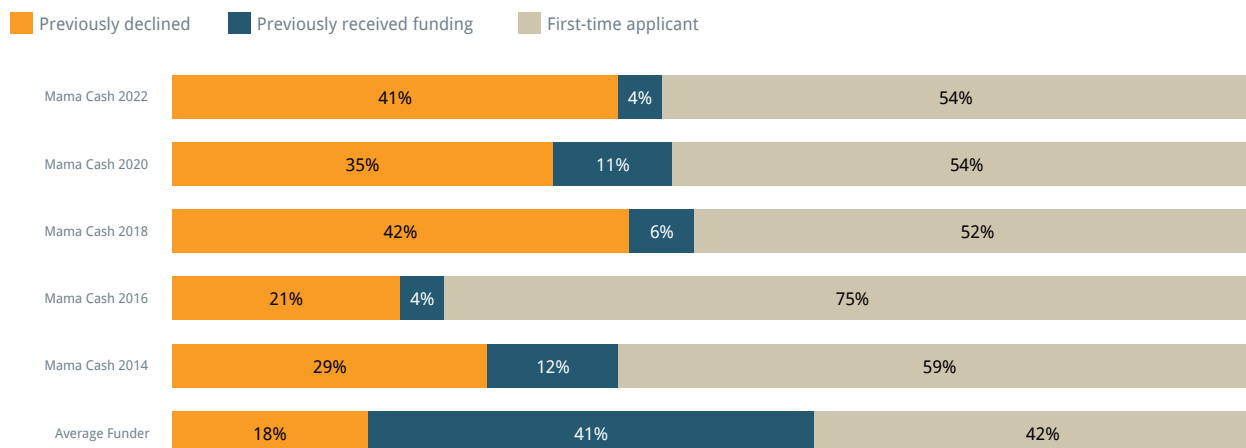
Proportion that responded "Yes"



Cohort: None Past results: on Subgroup: Respondent Gender

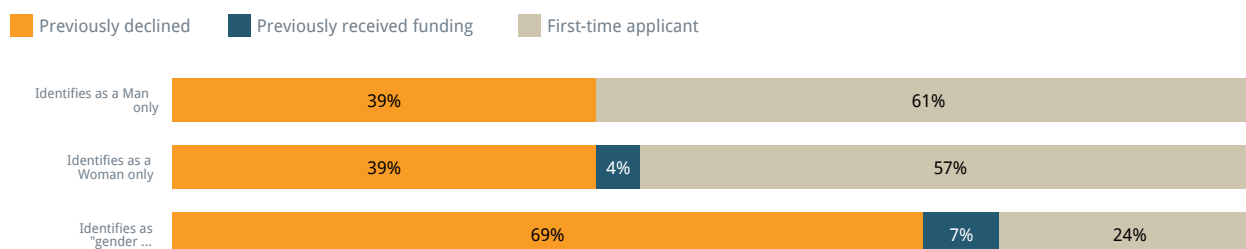
Selected Cohort: None			
Would you consider applying for funding from Mama Cash in the future?	Mama Cash 2022	Mama Cash 2020	Average Funder
Yes, I would consider applying for a similar project	53%	54%	51%
Yes, I would consider applying for a different project	34%	37%	35%
No, I would not consider applying	13%	9%	14%

History with the Foundation of Respondents That Would Consider Reapplying



Cohort: None Past results: on

History with the Foundation of Respondents That Would Consider Reapplying - By Subgroup



Subgroup: Respondent Gender

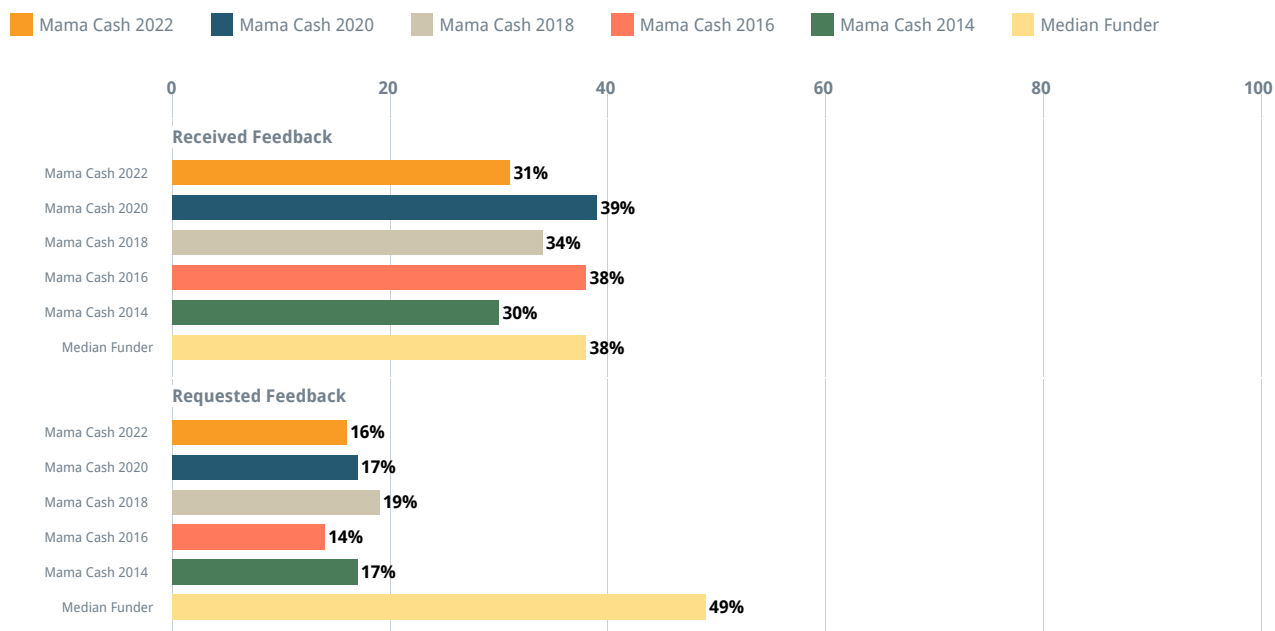
Feedback on Declined Applications

"After your request was declined did you request/receive any feedback or advice from Mama Cash?"

Note: The below chart displays data from two separate questions in the applicant survey:

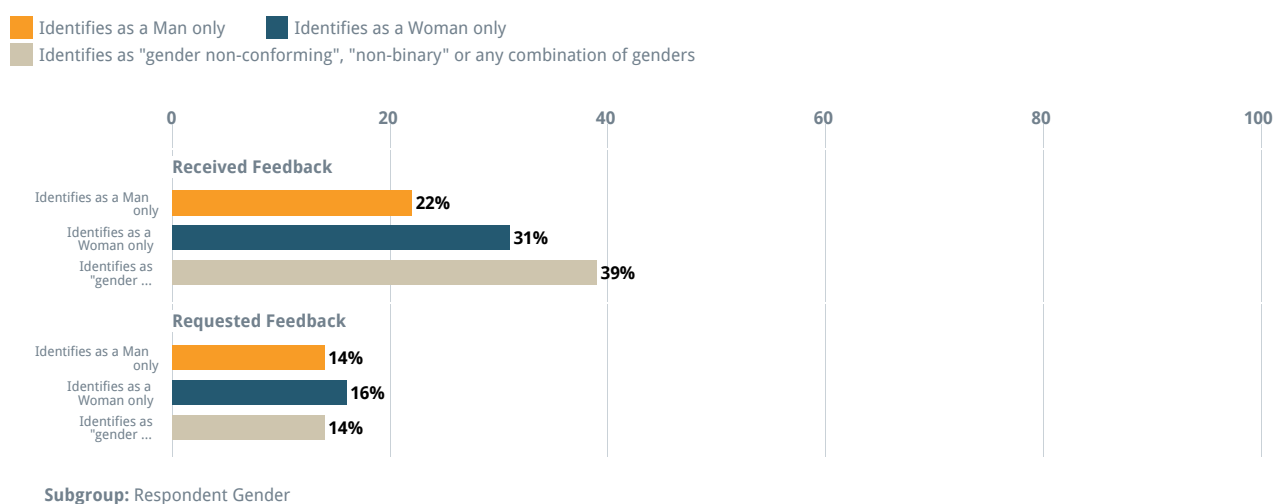
- "After your proposal was declined did you **request** any feedback or advice from the Mama Cash?"
- "After your proposal was declined did you **receive** any feedback or advice from the Mama Cash?"

Proportion of Applicants that Requested/Received Feedback



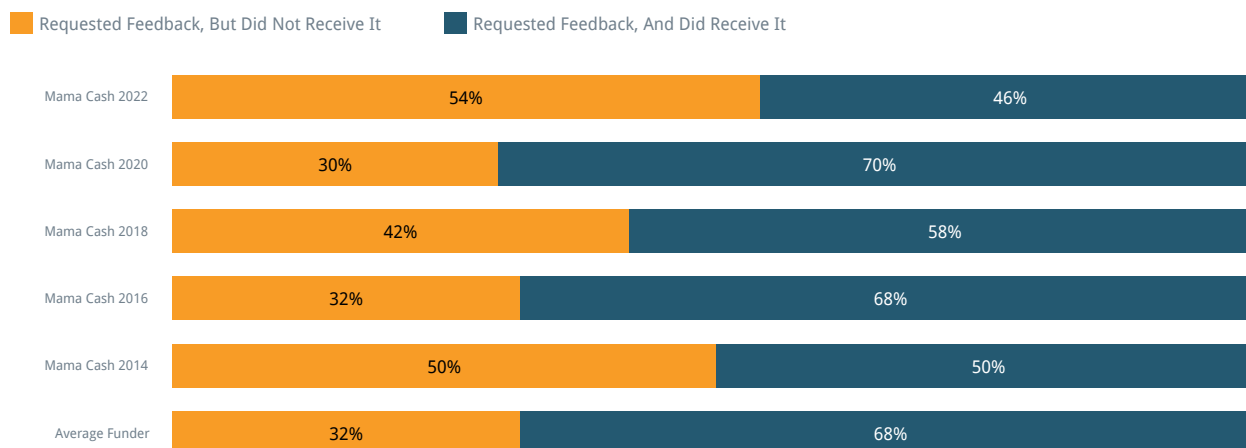
Cohort: None Past results: on

Proportion of Applicants that Requested/Received Feedback - By Subgroup



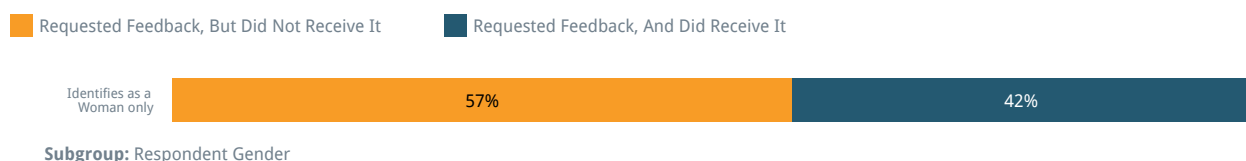
Note: The two subsequent charts exclusively look at data from applicants who, in the prior question, indicate requesting feedback after their proposal was declined.

Proportion of Applicants that Requested Feedback, Cont.



Cohort: None Past results: on

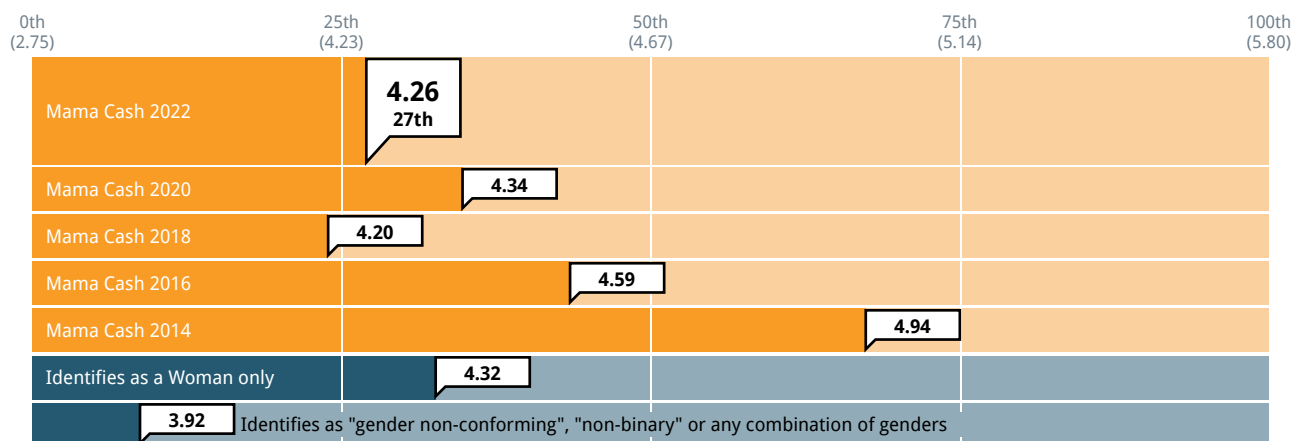
Proportion of Applicants that Requested Feedback, Cont. - By Subgroup



Applicant Responses

Please rate the feedback and advice you received in terms of its helpfulness in strengthening future proposals to this funder.

1 = Not at all helpful 7 = Extremely helpful

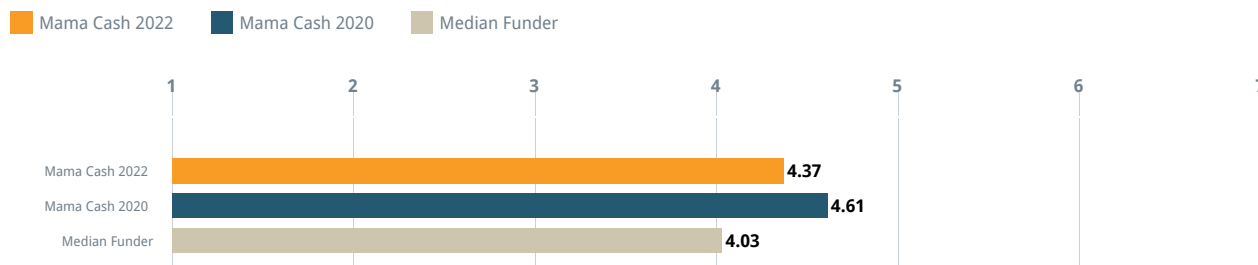


Cohort: None Past results: on Subgroup: Respondent Gender

The subsequent question was recently added to the applicant survey and depicts data from fewer than 25 funders in CEP's dataset.

Please rate the feedback and advice you received in terms of its helpfulness in strengthening future proposals to other funders.

1 = Not at all helpful 7 = Extremely helpful

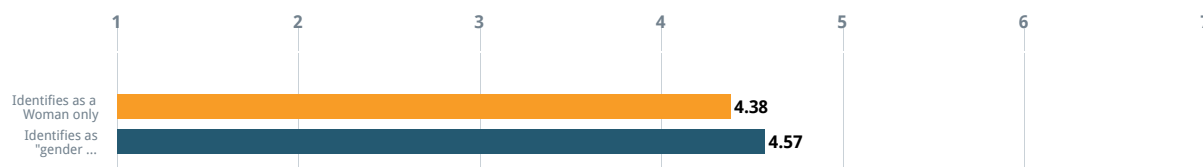


Cohort: None Past results: on

Please rate the feedback and advice you received in terms of its helpfulness in strengthening future proposals to other funders. - By Subgroup

1 = Not at all helpful 7 = Extremely helpful

Identifies as a Woman only Identifies as "gender non-conforming", "non-binary" or any combination of genders



Subgroup: Respondent Gender

Guidance from the Foundation About Future Applications

Selected Cohort: None			
Did Mama Cash provide guidance about whether you should consider applying for funding from Mama Cash again?	Mama Cash 2022	Mama Cash 2020	Average Funder
Encouraged to apply in the future by Mama Cash	44%	51%	36%
Discouraged to apply in the future by Mama Cash	8%	7%	5%
Received no indication from Mama Cash about whether you should apply in the future	49%	43%	59%

Selected Subgroup: Respondent Gender			
Did Mama Cash provide guidance about whether you should consider applying for funding from Mama Cash again? (By Subgroup)	Identifies as a Man only	Identifies as a Woman only	Identifies as "gender non-conforming", "non-binary" or any combination of genders
Encouraged to apply in the future by Mama Cash	50%	43%	43%
Discouraged to apply in the future by Mama Cash	5%	6%	16%
Received no indication from Mama Cash about whether you should apply in the future	45%	50%	41%

Reporting and Evaluation Process

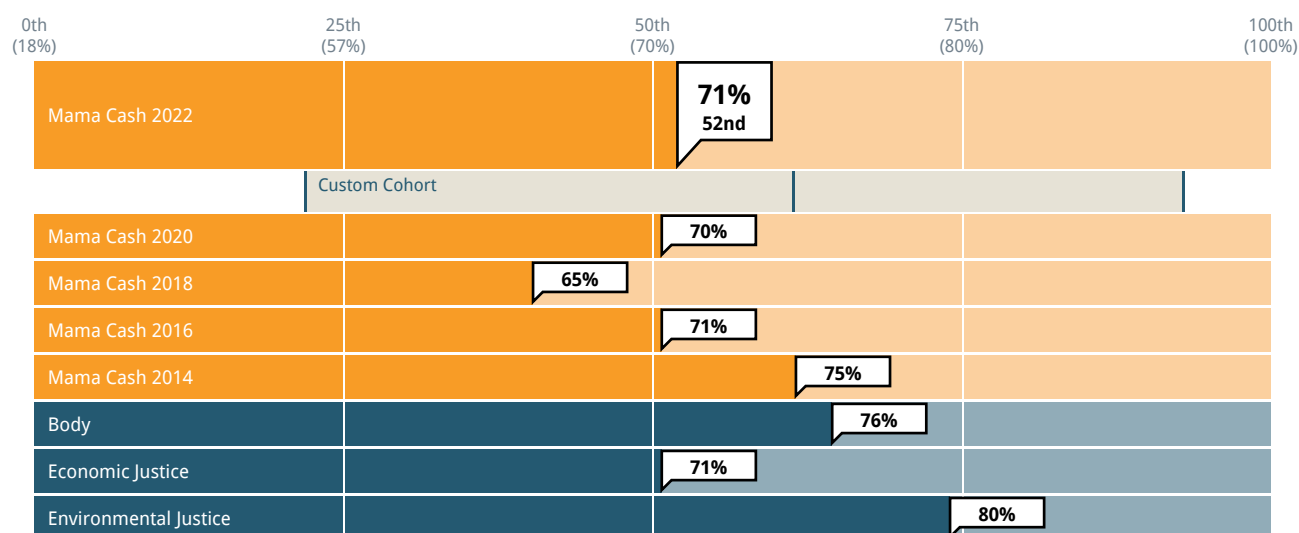
Definition of Reporting and Evaluation

- "Reporting" - Mama Cash's standard oversight, monitoring, and grant reporting.
- "Evaluation" - formal activities *beyond reporting* undertaken by Mama Cash to assess or learn about a grant, a program, or Mama Cash's efforts.

Grantee Responses

At any point during the proposal or the grant period, did Mama Cash and your organization exchange ideas regarding how your organization would assess the results of the work funded by this grant?

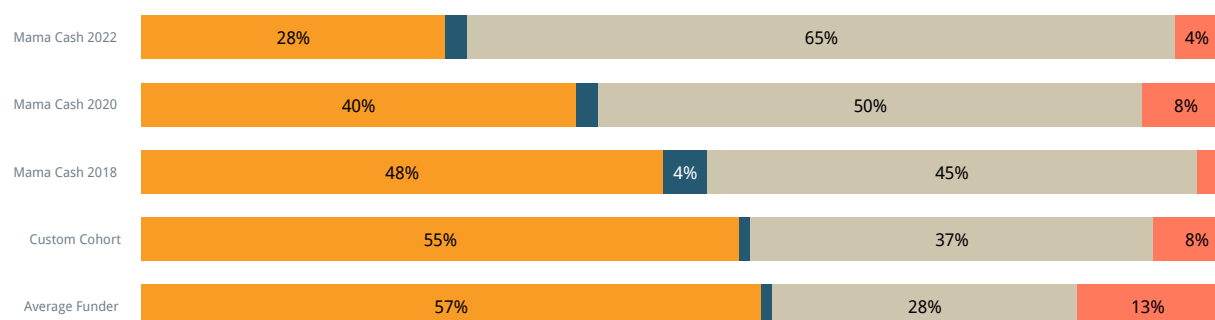
Proportion of grantees responding 'Yes'



Cohort: Custom Cohort Past results: on Subgroup: Portfolio

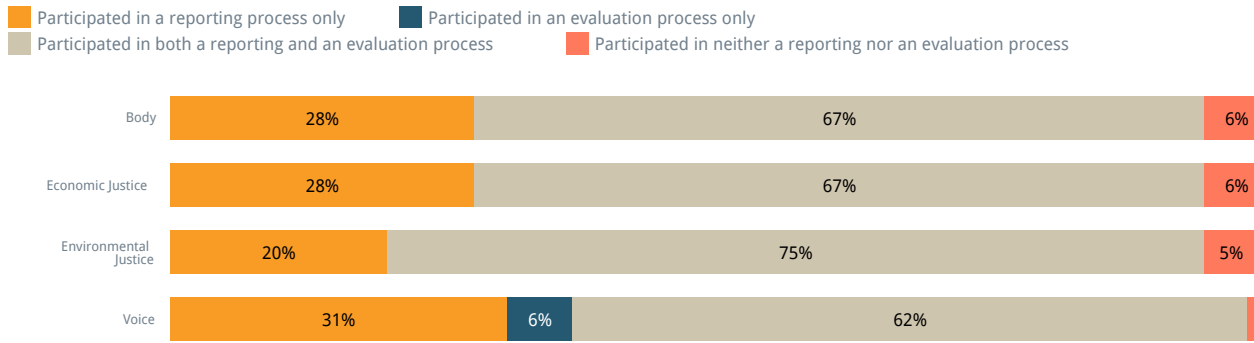
Participation in Reporting and/or Evaluation Processes

■ Participated in a reporting process only
 ■ Participated in an evaluation process only
 ■ Participated in both a reporting and an evaluation process
 ■ Participated in neither a reporting nor an evaluation process



Cohort: Custom Cohort Past results: on

Participation in Reporting and/or Evaluation Processes - By Subgroup



Subgroup: Portfolio

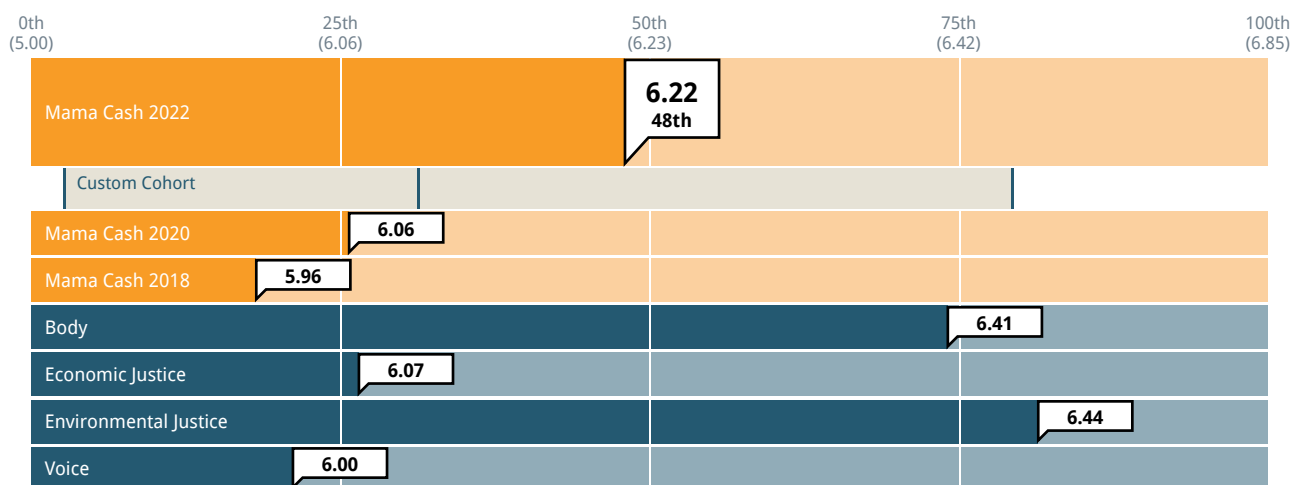
Reporting Process

The following questions were only asked of grantees that indicated having participated in a reporting process. See the “Reporting and Evaluation Process” page for data on the proportion of grantees participating in this process.

Grantee Responses

To what extent was Mama Cash's reporting process straightforward?

1 = Not at all 7 = To a great extent

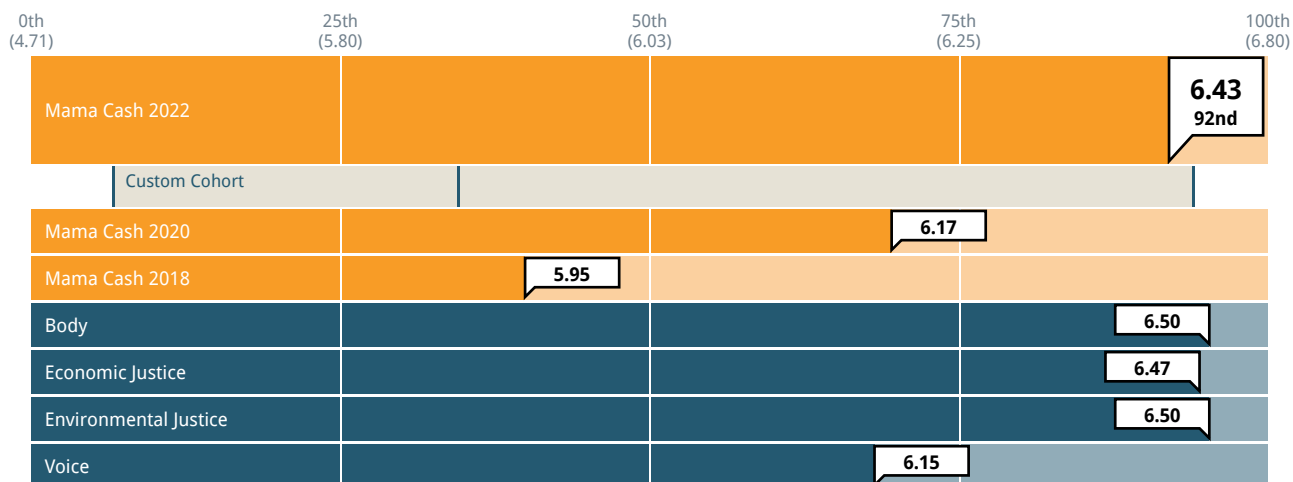


Cohort: Custom Cohort Past results: on Subgroup: Portfolio

Grantee Responses

To what extent was Mama Cash's reporting process adaptable, if necessary, to fit your circumstances?

1 = Not at all 7 = To a great extent

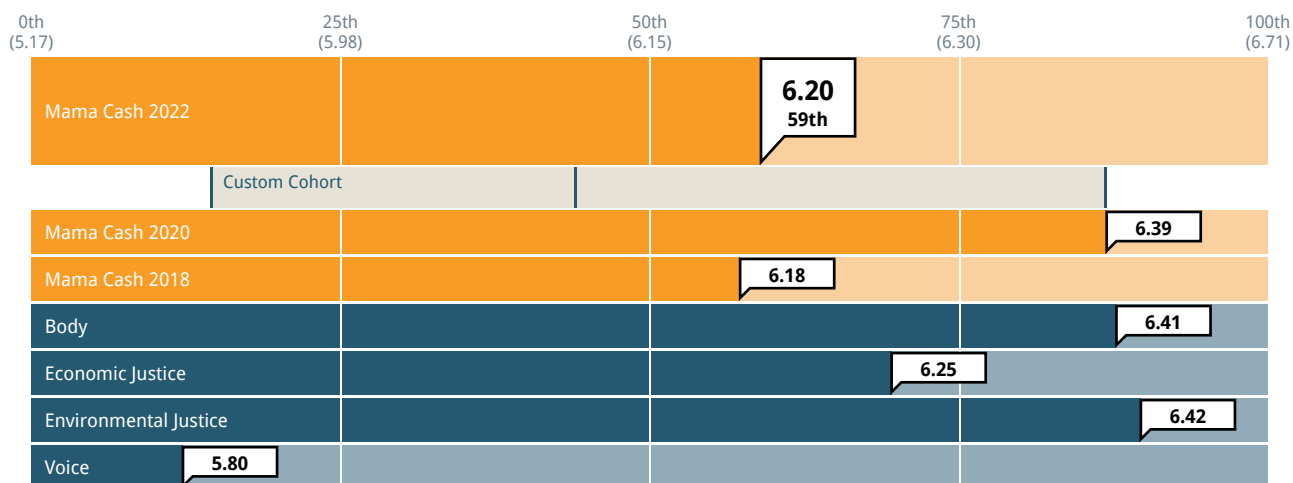


Cohort: Custom Cohort Past results: on Subgroup: Portfolio

Grantee Responses

To what extent was Mama Cash's reporting process relevant, with questions and measures pertinent to the work funded by this grant?

1 = Not at all 7 = To a great extent

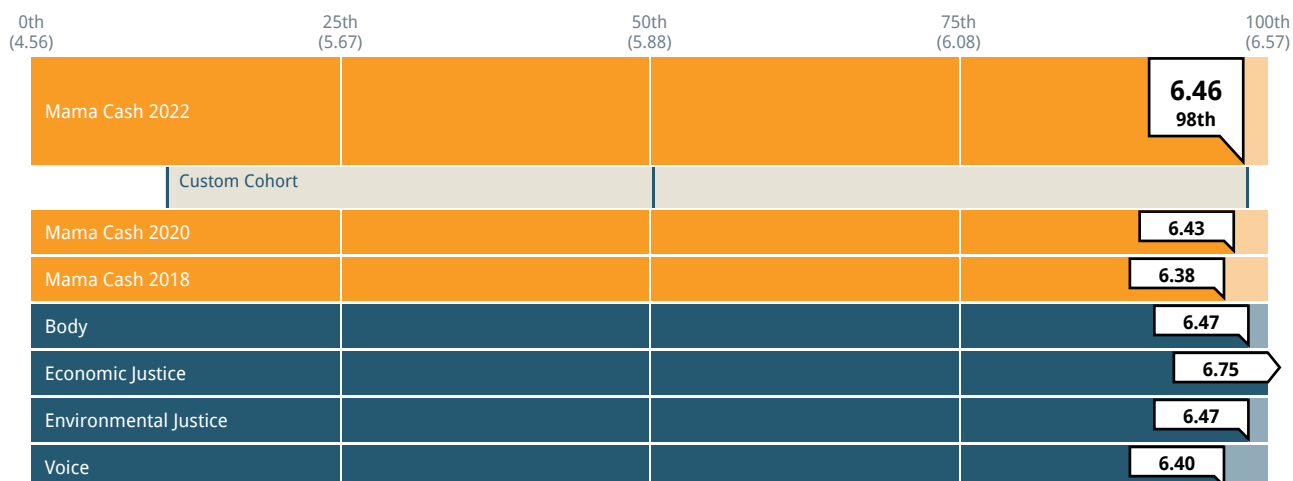


Cohort: Custom Cohort Past results: on Subgroup: Portfolio

Grantee Responses

To what extent was Mama Cash's reporting process a helpful opportunity for you to reflect and learn?

1 = Not at all 7 = To a great extent



Cohort: Custom Cohort Past results: on Subgroup: Portfolio

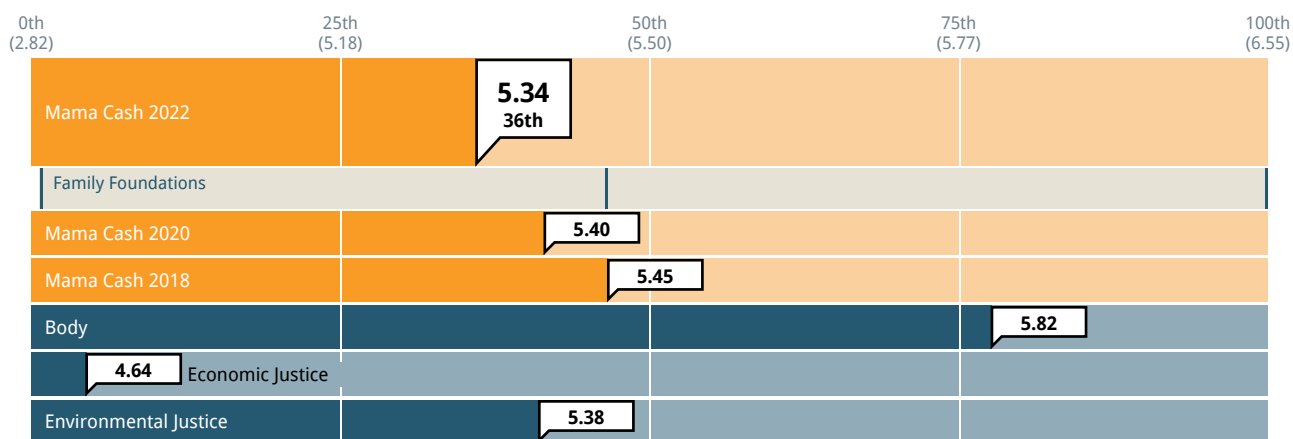
Evaluation Process

The following questions were only asked of grantees that indicated having participated in an evaluation process. See the “Reporting and Evaluation Process” page for data on the proportion of grantees participating in this process.

Grantee Responses

To what extent did the evaluation incorporate input from your organization in the design of the evaluation?

1 = Not at all 7 = To a great extent

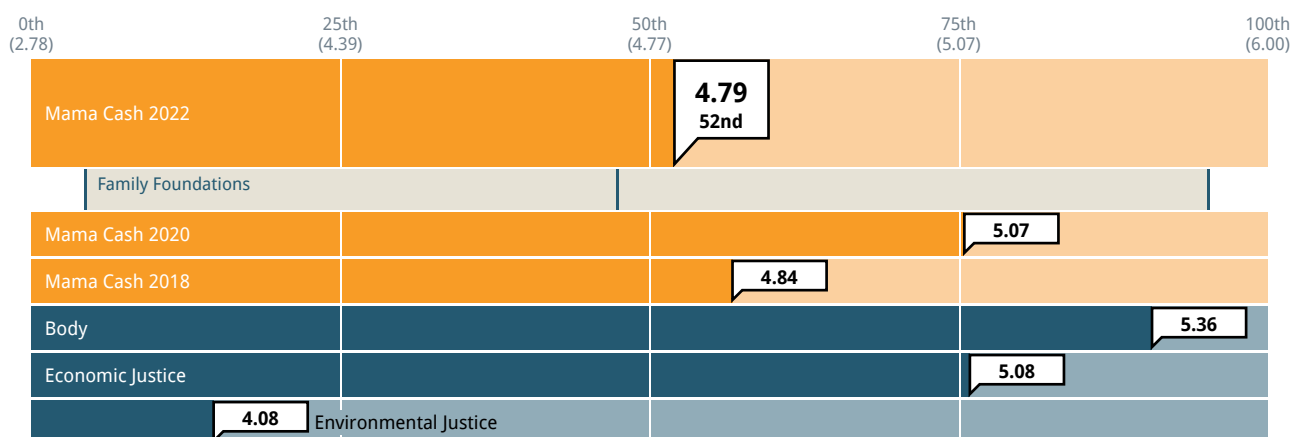


Cohort: Family Foundations Past results: on Subgroup: Portfolio

Grantee Responses

To what extent did the evaluation result in your organization making changes to the work that was evaluated?

1 = Not at all 7 = To a great extent



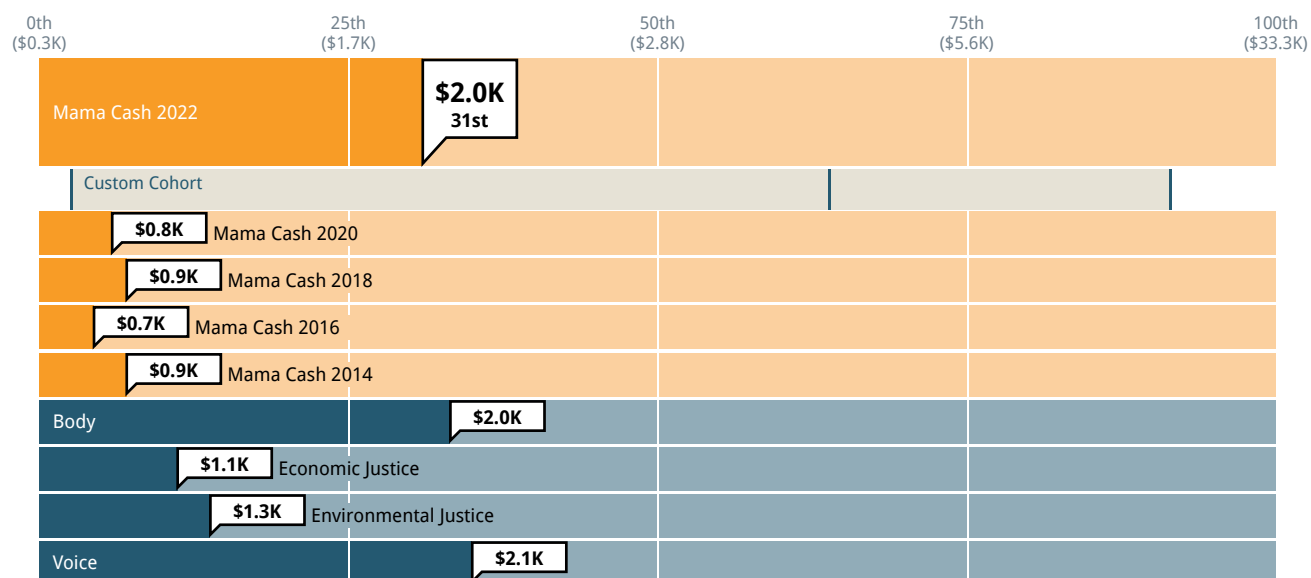
Cohort: Family Foundations Past results: on Subgroup: Portfolio

Dollar Return and Time Spent on Processes

Grantee Responses

Dollar Return: Median grant dollars awarded per process hour required

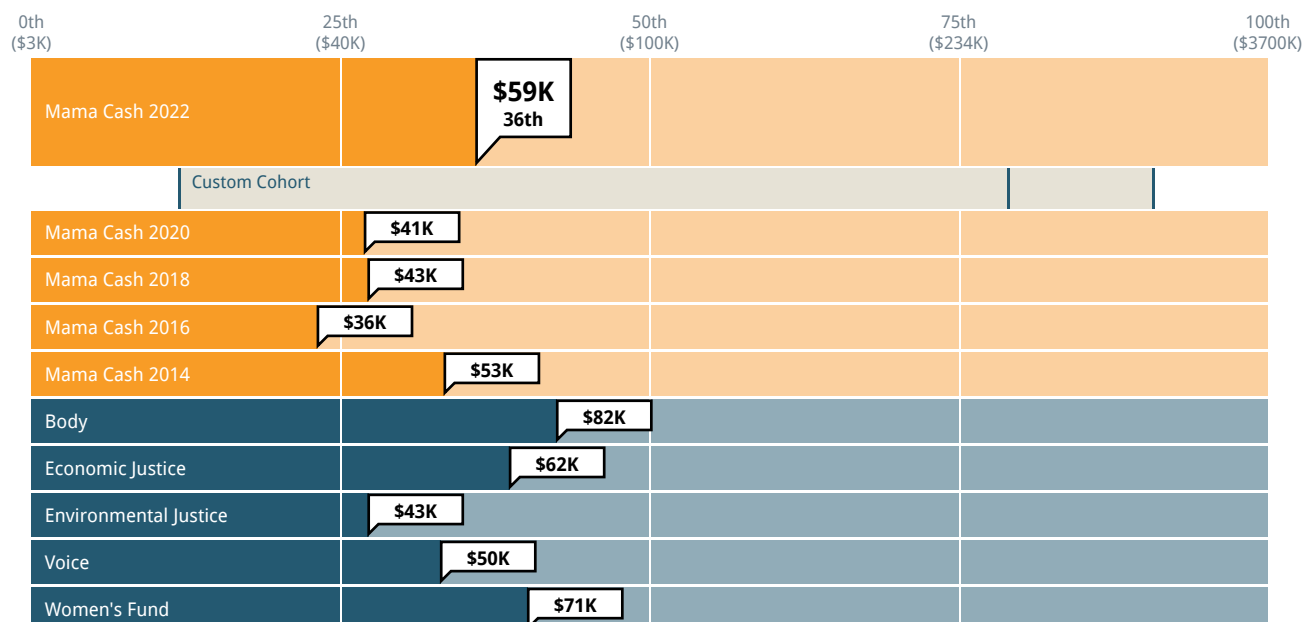
Includes total grant dollars awarded and total time necessary to fulfill the requirements over the lifetime of the grant



Cohort: Custom Cohort Past results: on Subgroup: Portfolio

Grantee Responses

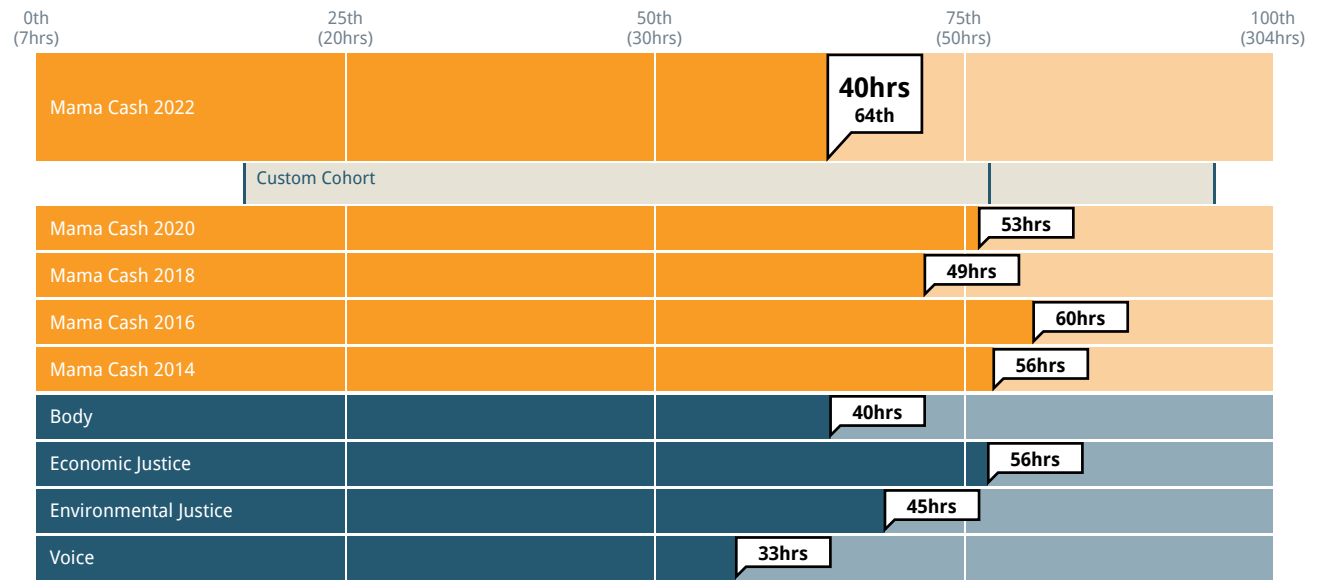
Median Grant Size



Cohort: Custom Cohort Past results: on Subgroup: Portfolio

Grantee Responses

Median hours spent by grantees on funder requirements over grant lifetime



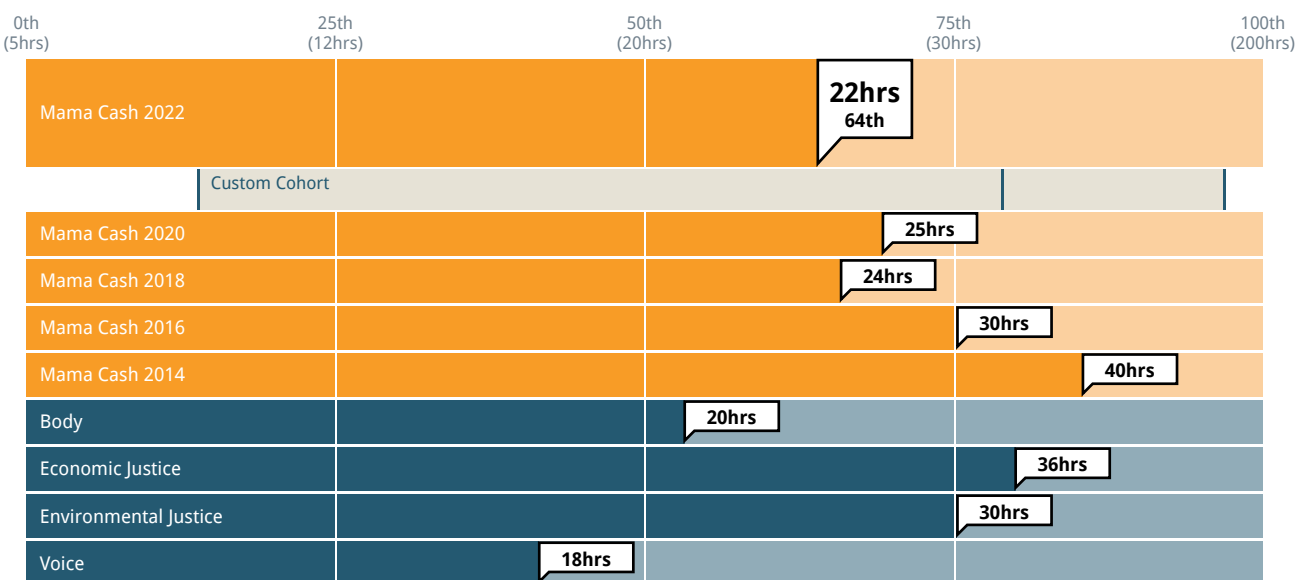
Cohort: Custom Cohort Past results: on Subgroup: Portfolio

Time Spent on Selection Process

Grantee Feedback

Grantee Responses

Median Hours Spent on Proposal and Selection Process



Cohort: Custom Cohort Past results: on Subgroup: Portfolio

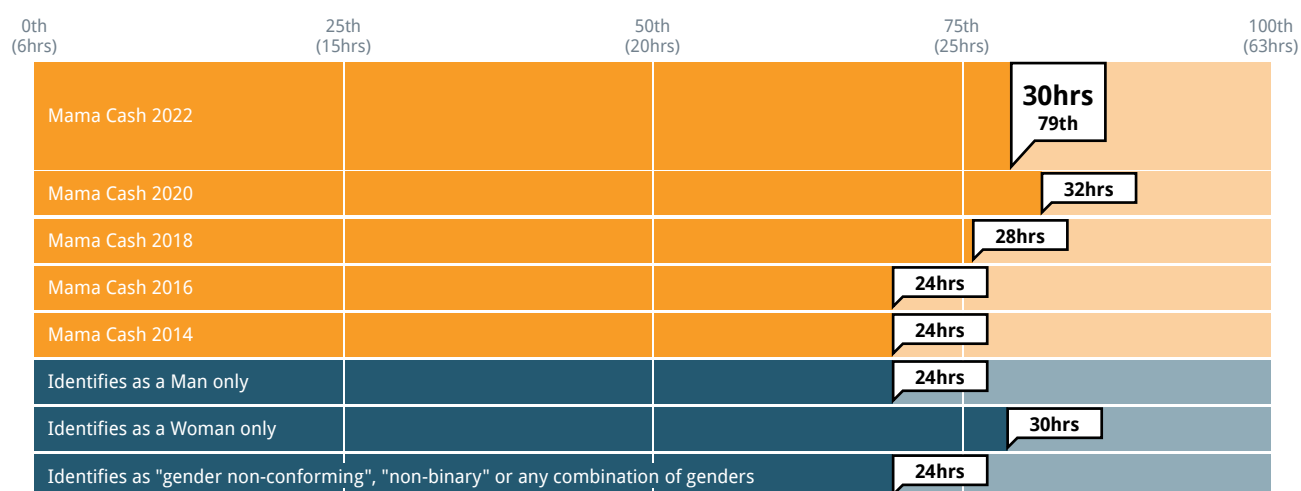
Selected Cohort: Custom Cohort								
Time Spent On Proposal And Selection Process								
	1 to 9 hours	10 to 19 hours	20 to 29 hours	30 to 39 hours	40 to 49 hours	50 to 99 hours	100 to 199 hours	200+ hours
Mama Cash 2022	29%	13%	10%	10%	12%	21%	1%	3%
Mama Cash 2020	18%	12%	20%	6%	16%	17%	5%	6%
Mama Cash 2018	17%	25%	10%	8%	15%	11%	6%	9%
Mama Cash 2016	13%	19%	16%	9%	17%	19%	4%	3%
Mama Cash 2014	13%	16%	10%	9%	15%	22%	8%	6%
Average Funder	24%	21%	17%	7%	11%	11%	6%	3%
Custom Cohort	17%	14%	16%	9%	14%	16%	9%	5%

Selected Subgroup: Portfolio					
Time Spent On Proposal And Selection Process (By Subgroup)	Body	Economic Justice	Environmental Justice	Voice	Women's Fund
1 to 9 hours	38%	29%	31%	17%	N/A
10 to 19 hours	6%	12%	6%	33%	N/A
20 to 29 hours	12%	0%	12%	17%	N/A
30 to 39 hours	12%	18%	6%	8%	N/A
40 to 49 hours	12%	18%	6%	8%	N/A
50 to 99 hours	12%	24%	25%	17%	N/A
100 to 199 hours	6%	0%	0%	0%	N/A
200+ hours	0%	0%	12%	0%	N/A

Applicant Feedback

Applicant Responses

Median Hours Spent on Proposal and Selection Process



Cohort: None Past results: on Subgroup: Respondent Gender

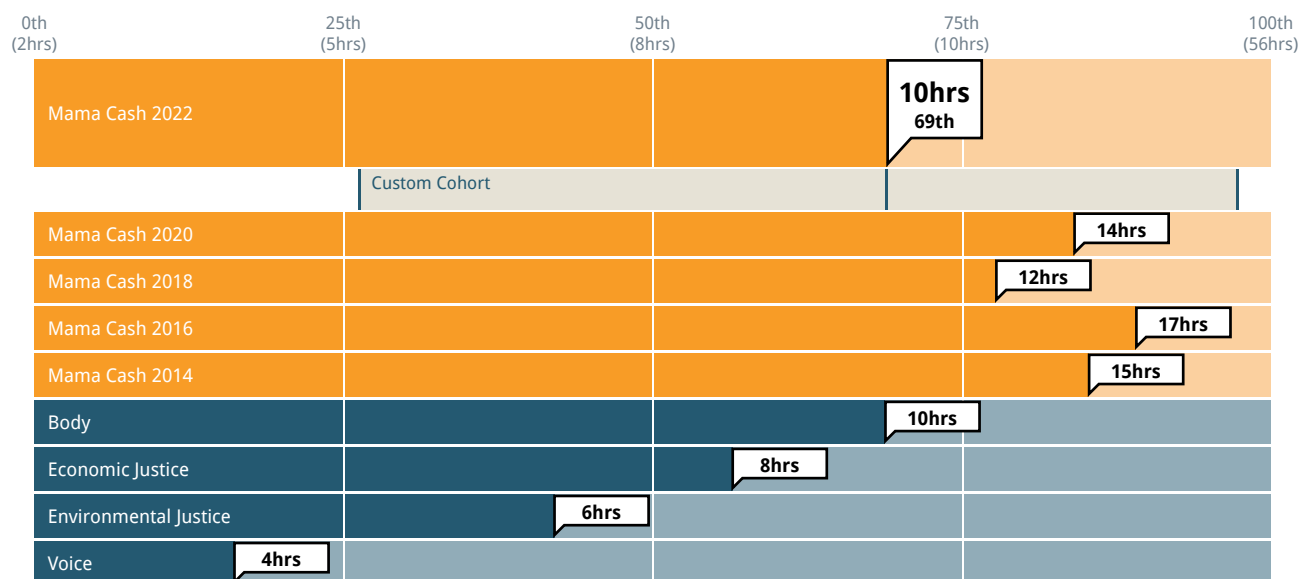
Selected Cohort: None						
Time Spent on Selection Process	Mama Cash 2022	Mama Cash 2020	Mama Cash 2018	Mama Cash 2016	Mama Cash 2014	Average Funder
Fewer than 10 hours	22%	17%	18%	29%	21%	20%
10 to 19 hours	17%	17%	22%	14%	18%	24%
20 to 29 hours	10%	11%	10%	9%	13%	19%
30 to 39 hours	6%	11%	3%	7%	9%	8%
40 to 49 hours	14%	11%	10%	12%	10%	10%
50 to 99 hours	21%	20%	20%	15%	17%	13%
100 to 199 hours	4%	8%	10%	10%	7%	5%
200 hours or more	6%	6%	7%	5%	5%	2%

Selected Subgroup: Respondent Gender			
Time Spent on Selection Process (By Subgroup)	Identifies as a Man only	Identifies as a Woman only	Identifies as "gender non-conforming", "non-binary" or any combination of genders
Fewer than 10 hours	32%	21%	27%
10 to 19 hours	16%	18%	11%
20 to 29 hours	5%	10%	16%
30 to 39 hours	3%	7%	5%
40 to 49 hours	8%	15%	14%
50 to 99 hours	22%	21%	8%
100 to 199 hours	8%	4%	5%
200 hours or more	5%	5%	14%

Time Spent on Reporting and Evaluation Process

Grantee Responses

Median Hours Spent on Monitoring, Reporting and Evaluation Process Per Year



Cohort: Custom Cohort Past results: on Subgroup: Portfolio

Selected Cohort: Custom Cohort

Time Spent On Monitoring, Reporting, And Evaluation Process (Annualized)

	1 to 9 hours	10 to 19 hours	20 to 29 hours	30 to 39 hours	40 to 49 hours	50 to 99 hours	100+ hours
Mama Cash 2022	47%	27%	9%	4%	6%	6%	1%
Mama Cash 2020	39%	16%	22%	8%	4%	5%	5%
Mama Cash 2018	45%	15%	14%	3%	10%	8%	5%
Mama Cash 2016	26%	26%	21%	7%	7%	8%	4%
Mama Cash 2014	28%	32%	12%	1%	6%	10%	11%
Average Funder	55%	19%	10%	3%	3%	5%	4%
Custom Cohort	42%	22%	12%	6%	5%	8%	7%

Selected Subgroup: Portfolio					
Time Spent On Monitoring, Reporting, And Evaluation Process (Annualized) (By Subgroup)	Body	Economic Justice	Environmental Justice	Voice	Women's Fund
1 to 9 hours	41%	53%	56%	54%	N/A
10 to 19 hours	24%	20%	19%	31%	N/A
20 to 29 hours	24%	0%	6%	8%	N/A
30 to 39 hours	6%	13%	0%	0%	N/A
40 to 49 hours	0%	7%	6%	8%	N/A
50 to 99 hours	6%	7%	6%	0%	N/A
100+ hours	0%	0%	6%	0%	N/A

Mama Cash-Specific Questions

Grantee Custom Questions

Does your organization work on racial justice issues?

Yes No Don't know

Mama Cash 2022

50%

48%

Cohort: None Past results: on

Does your organization have easier access to funding in the last three years?

Yes No Don't know

Mama Cash 2022

62%

30%

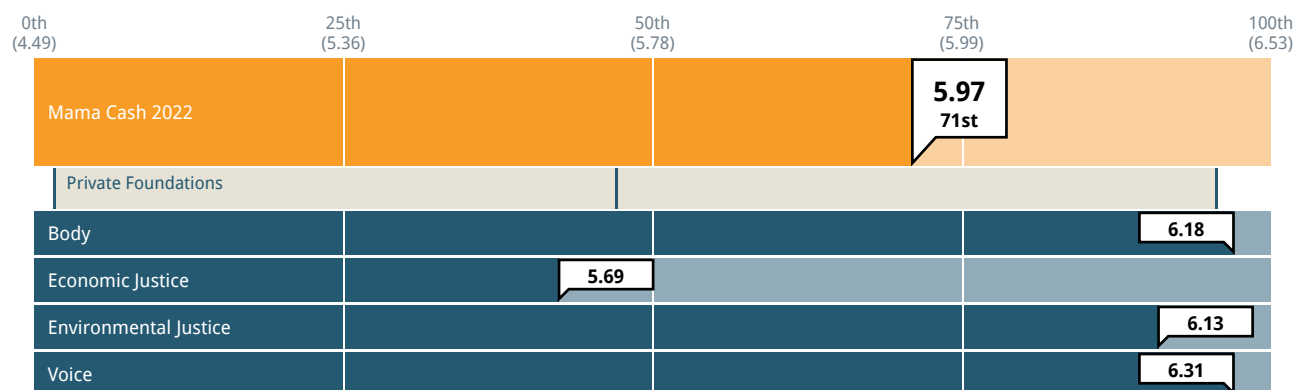
7%

Cohort: None Past results: on

Grantee Responses

To what extent did Mama Cash's reputation lend credibility to your efforts to obtain additional funding from other sources?

1 = No impact 7 = Significant positive impact



Cohort: Private Foundations Past results: on Subgroup: Portfolio

To what extent do you feel safe using Mama Cash's IT-Channels and Infrastructure to collaborate and exchange information?

1 = Not at all safe 7 = Very safe

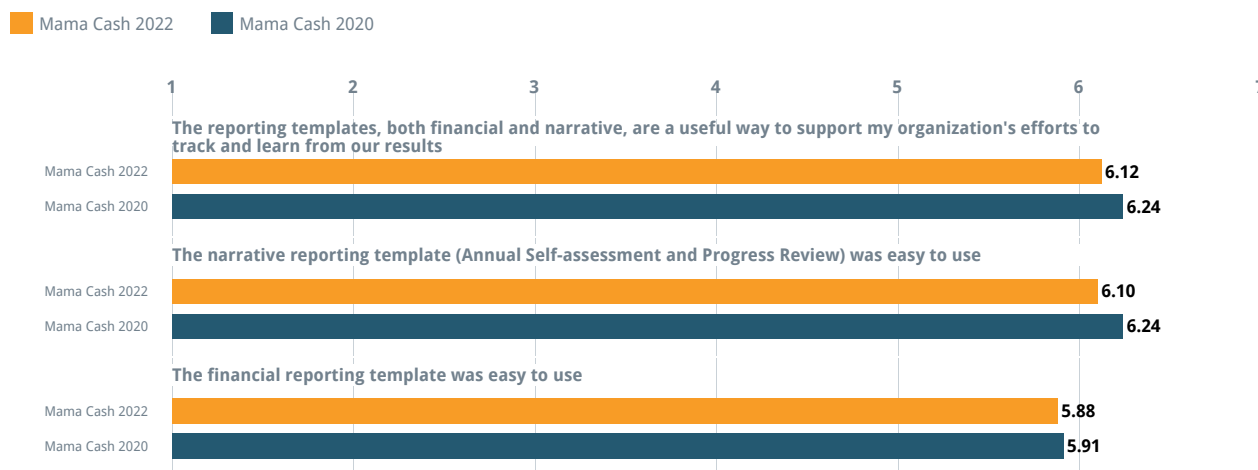
Mama Cash 2022



Cohort: None Past results: on

How strongly do you agree or disagree with the following statements concerning Mama Cash's reporting process?

1 = Strongly disagree 4 = Neither agree nor disagree 7 = Strongly agree

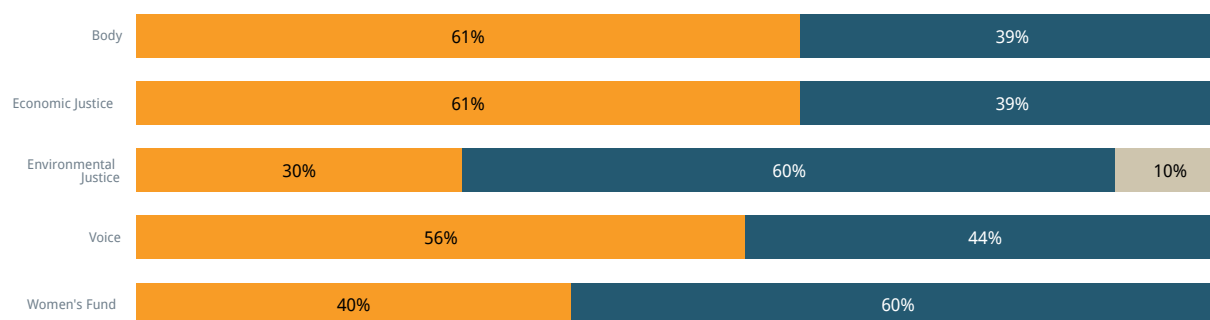


Cohort: None Past results: on

Grantee Custom Questions - By Subgroup

Does your organization work on racial justice issues?

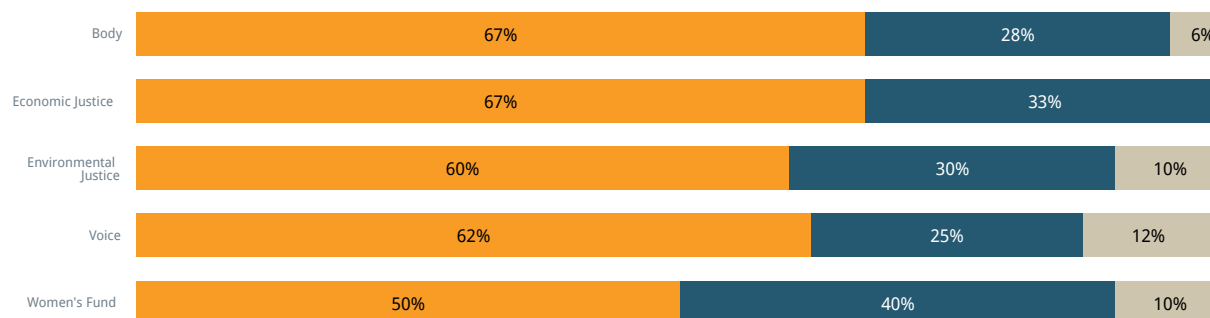
■ Yes ■ No ■ Don't know



Subgroup: Portfolio

Does your organization have easier access to funding in the last three years? - By Subgroup

Yes No Don't know

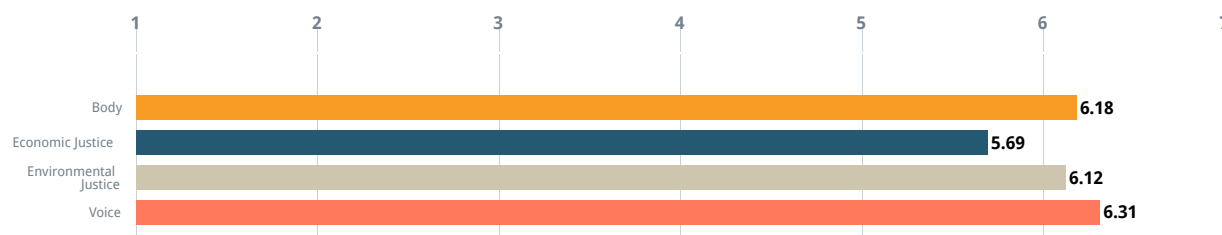


Subgroup: Portfolio

To what extent has Mama Cash's reputation lent credibility to your efforts to obtain additional funding from other sources? - By Subgroup

1 = Not at all 7 = To a great extent

Body Economic Justice Environmental Justice Voice

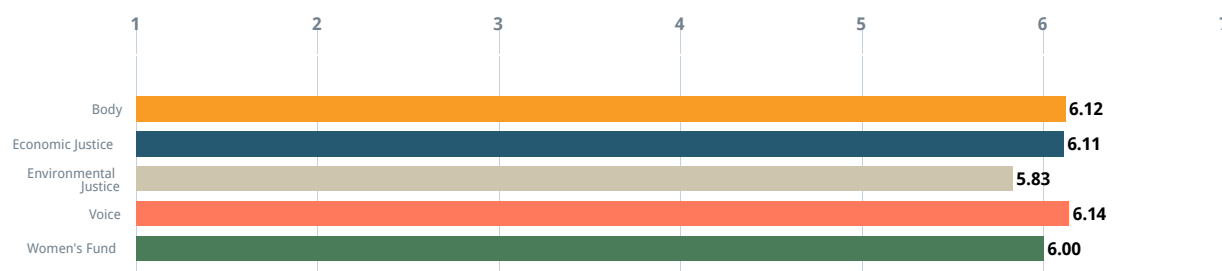


Subgroup: Portfolio

To what extent do you feel safe using Mama Cash's IT-Channels and Infrastructure to collaborate and exchange information? - By Subgroup

1 = Not at all safe 7 = Very safe

Body Economic Justice Environmental Justice Voice Women's Fund



Subgroup: Portfolio

How strongly do you agree or disagree with the following statements concerning Mama Cash's reporting process? - By Subgroup

1 = Strongly disagree 4 = Neither agree nor disagree 7 = Strongly agree

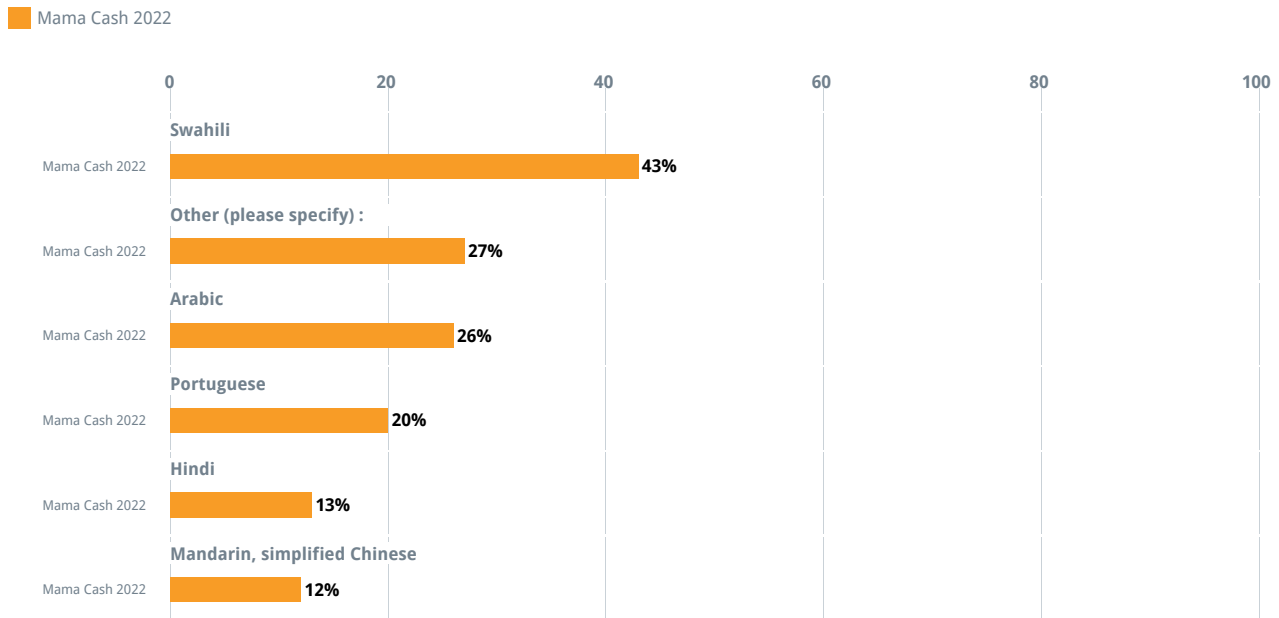
Body Economic Justice Environmental Justice Voice Women's Fund



Subgroup: Portfolio

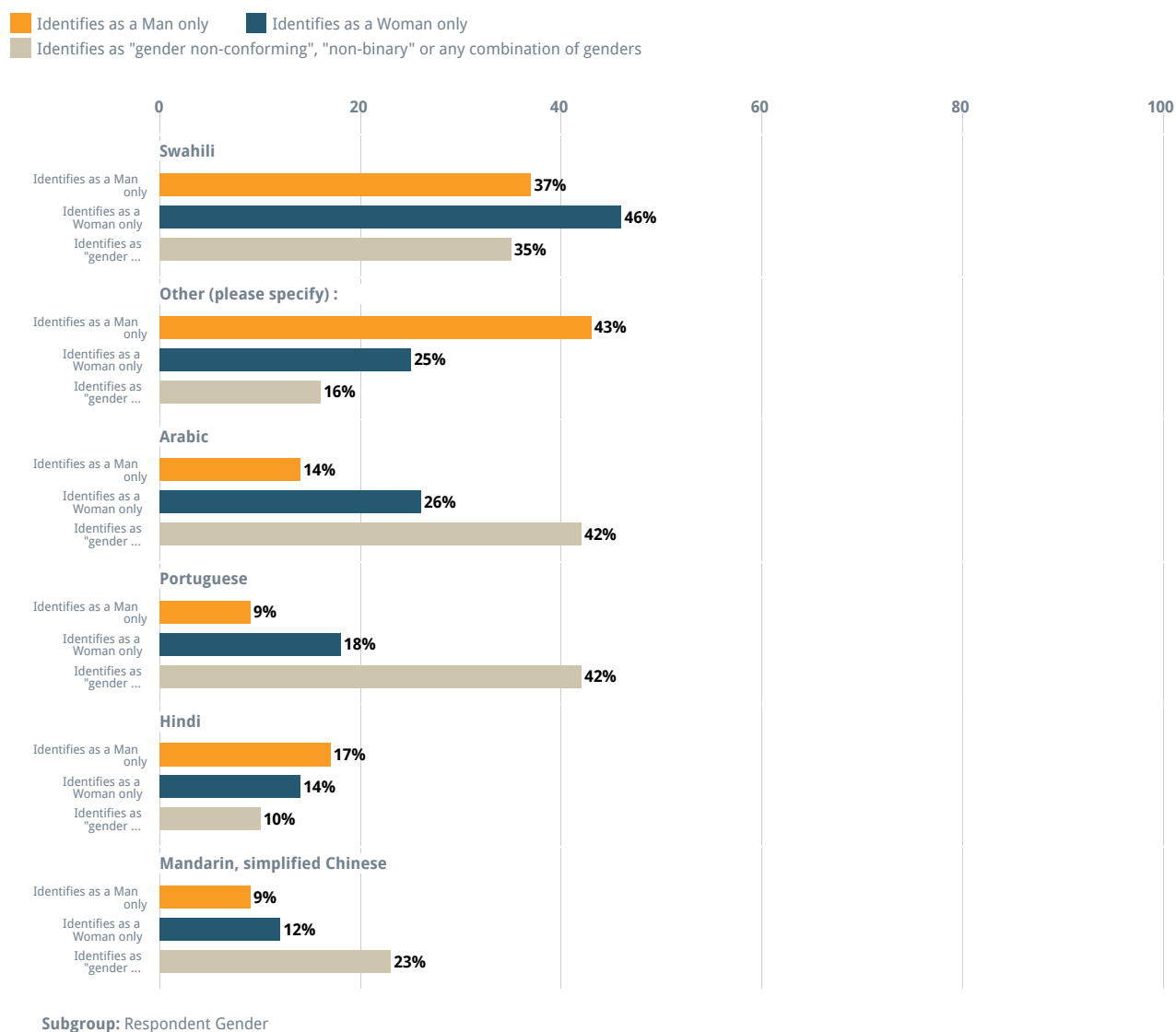
Applicant Custom Questions

Currently Mama Cash operates with 5 working languages, English, Spanish, French, Russian and Dutch. We are considering expanding language options for our application process. Which languages would you suggest we include? (please select up to three options)



Cohort: None Past results: on

Currently Mama Cash operates with 5 working languages, English, Spanish, French, Russian and Dutch. We are considering expanding language options for our application process. Which languages would you suggest we include? (please select up to three options) - By Subgroup



Grantee and Applicant Written Comments

In Mama Cash's Grantee and Applicant Perception Report survey, CEP asks four written questions of grantees (applicants are asked the first and third questions):

1. "Please comment on the quality of Mama Cash's processes, interactions, and communications."
2. "Thinking beyond the grant you received, please comment on how Mama Cash influences your field, community, or organization."
3. "What specific improvements would you suggest that would make Mama Cash a better funder?"

To download the full set of grantee comments and suggestions, please refer to the "Attachments" dropdown menu at the top right of your report. Please note that some comments may be redacted or removed to protect the confidentiality of respondents.

CEP's Qualitative Analysis

CEP thoroughly reviews each comment submitted and conducts comprehensive qualitative analysis on two of these questions in the GPR.

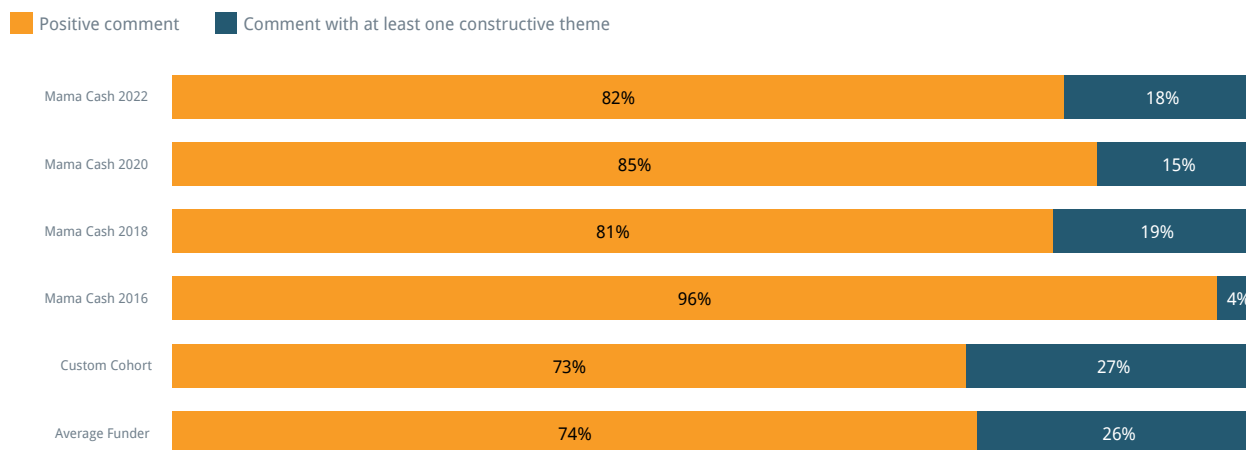
The following pages outline the results of CEP's analyses.

Quality of Mama Cash's Processes, Interactions and Communications

Grantees were asked to comment on the quality of Mama Cash's processes, interactions, and communications. Their comments were then categorized by the nature of their content, specifically whether the content is positive, neutral or constructive.

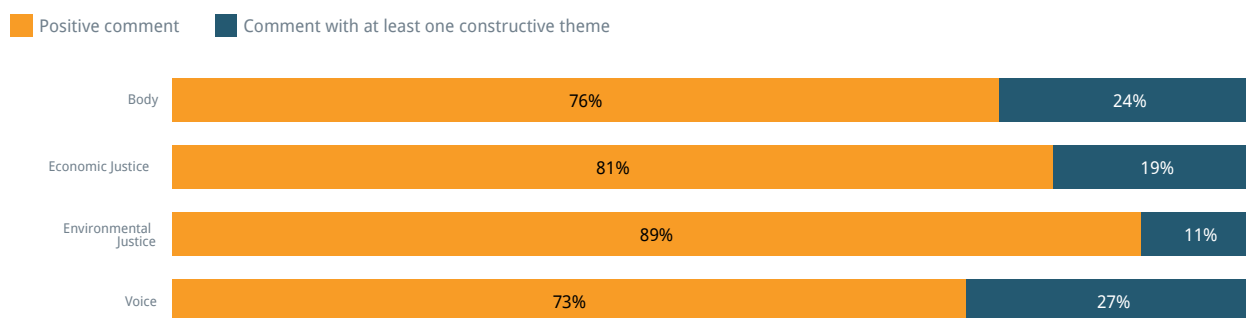
For a comment to be categorized as constructive, there must have been at least one constructive topic in its content.

Positivity of Comments about the Quality of the Foundation's Processes, Interactions, and Communications



Cohort: Custom Cohort Past results: on

Positivity of Comments about the Quality of Mama Cash's Processes, Interactions, and Communications - By Subgroup



Subgroup: Portfolio

Suggestion Themes

Grantees and applicants were asked to provide any suggestions for how Mama Cash could improve. These suggestions were then categorized by CEP and grouped into the topics below. Of the 479 grantee and applicant respondents to the survey, 309 provided suggestions.

To download the full set of grantee and applicant comments and suggestions, please refer to the "Downloads" dropdown menu at the top right of your report. Please note that comments have been edited or deleted to protect the confidentiality of respondents.

Proportion of Grantee Suggestions by Topic

Topic of Suggestion	Proportion
Non-Monetary Support	33%
Field Impact	14%
Interactions	14%
Impact on Grantees	10%
Grantmaking Characteristics	9%
Communications	4%
Other	14%

Proportion of Applicant Suggestions by Topic

Topic of Suggestion	Proportion
Selection Process	35%
Applicant Impact & Understanding	30%
Community Impact & Understanding	12%
Grantmaking Characteristics	9%
Interactions	5%
Communications	3%
Field Impact & Understanding	3%
Diversity, Equity, and Inclusion	2%
Non-Monetary Assistance	1%

Selected Grantee Suggestions

Grantees were asked to provide any suggestions for how Mama Cash could improve. These suggestions were then categorized by CEP and grouped into the topics below.

Non-Monetary Support (33% N=23)

- Supporting Capacity (N = 9)
 - "...We would appreciate if they hosted a few trainings on key areas for sustainable organising, fundraising and other development topics for their grantees. These can be online to reduce costs. This way we can improve in how we report, implement and evaluate our programs."
 - "The specific improvements I suggest would make Mama Cash a better funder are organize capacity building workshops at the regional levels for grantees on fundraising as the capacity and competence of grantees are weak in this sector thus contributing to inability to raise funds from other donors."
 - "Maybe help us streamline banking processes, which may require training."
 - "It'd also be good if we could actively participate in educational spaces for organizations seeking funding, in strengthening our physical and digital security, learning processes related to financial reporting, and proposals for organizations seeking to apply for funding in the framework of the protection and defense of women's and girls' human rights in Latin America."
- Facilitating Convening (N = 8)
 - "To interact and connect with applicants to connect applicants among themselves. During [the] pandemic we had seen efforts made to organize online events...it was great to participate in such events and it was beneficial. Online gatherings do not require major funding but enable a wider participation and sometimes overcome language barriers (if translation is available)."
 - "It would be better if Mama Cash organize a joint partner meeting where different organization shares its strength, work patterns"
 - "I also wish I knew more about other projects funded by Mama Cash worldwide, and have meetings with other initiatives that received funding."
 - "Meetings with grantee partners from different regions to support the networking process."
- Facilitating Collaboration (N = 6)
 - "To optimize the outcomes of funding Mama Cash can create a network of beneficiary organizations. Our efforts will be more collaborative and funds can be optimized."
 - "We're interested in strengthening and expanding alliances beyond just financial/economic ones. It'd be good if Mama Cash created a type of network where we could connect with organizations working on similar strategies to ours, so we can develop a process of knowledge exchange."
 - "Physical exchange visits to other organizations with similar work."

Field Impact (14% N=10)

- Advancing Knowledge (N = 4)
 - "We need to provide more case studies and stories for Mama Cash to lobby with funders and convince them of the critical role of women's funds in building gender equality."
 - "Promote greater knowledge about the actions promoted by the partner organizations of the program."
- Orientation (N = 2)
 - "Include issues of workplace inclusion, without stigma and discrimination, with equal opportunities and rights."
- Public Policy (N = 2)
 - "Advocacy in relation to feminist funding and lobby foundations and other donors to give women and LBQTI and sex workers led NGOS un restricted funding"
- Understanding the Field (N = 2)
 - "Consultation with local partners and feminists new movements "

Interactions (14% N=10)

- Site Visits (N = 4)
 - "The only suggestion we have is for Mama Cash staff to sometimes visit our field area for better, deeper and richer understanding of our work and the context. "
 - "Mama Cash should endeavor to visit grantees and interact with project beneficiaries on the ground. This is important to feel the impacts of the works being funded by Mama Cash and to build trust with grantee partners and onground beneficiaries "
- More Frequent (N = 3)
 - "We would like the opportunity to have regular check-in calls - perhaps every two months."
 - "Provide more personalized engagements with grantee partners over a more frequent period to provide support and guidance, especially for first time grants."
- Quality of Interactions (N = 3)

- "Some contact persons do not show their face during online meeting which makes me feel a bit weird. And all contact persons' attitude are so serious. I wish can see their smiles more. I hope they work happily. "
- "Less formal, more energy and enthusiasm, clarity about possible flexibility, more flexibility for type of financial reporting, clearer communication in a simple way."

Impact on Grantees (10% N=7)

- Understanding Organizations (N = 5)
 - "So far Mamacash is very good and helpful to [our organization] I think [Mama Cash] needs staff in [my country] or maybe who can read [our language] because in my community still difficult to use English for written report."
 - "I think they need to be more present on ground through various strategies to ensure close monitoring and understanding of their grantees' work. "
 - "Understand the socioeconomic and cultural contexts of organizations to gain a better understanding of their work. "
- Orientation (N = 2)
 - "It would be good if the Mama Cash can continue with its support to smaller women's funds in the countries that experienced war and ones that are still going through post war period, where the governments are making a great pressure on women and girls with traditional and patriarchal values without the respect of women's rights."

Grantmaking Characteristics (9% N=6)

- Grant Length (N = 2)
 - "We need more multiple year grants to enable us spread our implementation tentacles."
- Grant Size (N = 2)
 - "We would like to see the funding granted to women's organizations be more substantial, since the organizations are expanding and they need more resources in order to support the needs of their members."
- Grant Type (N = 2)
 - "They could irrespective of the type of funding, support grantees with non reporting funding for self-care, security and empowerment."

Communications (4% N=3)

- Clear Communications (N = 2)
 - "I hope they can reestablish the human resources department so we can have smooth and seamless communication like we used to have"
- More Frequent (N = 1)

Other (14% N=10)

- Administrative Processes (N = 5)
 - "There is no exit protocol that could be helpful when ceasing to receive support from Mama Cash."
 - "Make the qualitative report shorter in length, because while it allows you to evaluate the integral management of the organization and its activities, it's too long and tedious."
 - "In the grant closing meetings the person in charge (above the program officer) seems to be disconnected from the organization's work and their questions focus on whether the form was filled out completely or not, and it doesn't seem like they even read what we reported."
- Diversity, Equity, and Inclusion (N = 2)
 - "The reporting format could be made more disability friendly meaning, that if pictures are given, it could be described in easy-to-read and accessible format that would make easier for anyone to get involved in reporting."
- Strategy (N = 2)
 - "I think it is vital to interact with the grantees before deciding on the moving on strategy for example the new grant conditions that have been developed by them are not really friendly to all grantees but they still released it and did not consult the grantees or even asked how the new conditions would affect their work....[S]pending some time listening to the grantees would be ideal before deciding the conditions that follow. "
- Supporting Other Communities (N = 1)
 - "It should focus for underrepresented and intersectional identities groups"

Selected Applicant Suggestions

Applicants were asked to provide any suggestions for how Mama Cash could improve. These suggestions were then categorized by CEP and grouped into the topics below.

Selection Process (35% N=116)

- Providing Feedback (N = 37)
 - "I went to a brief meeting with a Mama Cash representative. It was a round table to talk about how to apply for funds. It was mentioned that the main problem was that people filled out the application form wrong, and well, I guess I would like more direct feedback like that to improve my proposals. I would learn if that were done."
 - "More interaction when denying grants. Don't just suggest applying to other grants other than those from Mama Cash. The first time we were fortunate enough to be a grantee organization, but we never had the chance to discuss the reasons why they stopped supporting us."
 - "It would be more constructive to receive objective feedback on why the project was not approved. This would help to identify possible gaps, better elaborate the project or even give up on presenting it to Mama Cash."
 - "Because we reached out for post-denial clarification and feedback and did not receive a response, all I can suggest is clearer, accurate communication with feedback volunteered up front"
 - "I think they could have a small team of people to give more specific feedback on the reasons why some proposals are denied and others are not. Simply saying that it's due to lack of funds leaves a bad taste in one's mouth, especially when it's obvious that your proposal wasn't good enough if they would rather fund another one."
 - "Provide feedback so we can understand why we were denied, what we should improve, what she should consider for future proposals--in terms of our proposal, we're still totally in the dark as to what happened and haven't gotten any answers."
- Process (N = 17)
 - "Mama Cash [could] adopt a new model of requiring interested organizations to first submit Organizational profiles from which they would select particular organizations to submit full proposals as per the available funds for particular thematic area."
 - "Short listed applicants should be contacted and given the chance to pitch their work via zoom because some of our communities still have challenges in writing and packaging our work, yet we know what we want to do and are better in saying it out as compared to writing"
 - "Leave longer and more varied call deadlines"
 - "Application, time and template should be easier by saving data on platform. So that second and third time applicants does not require to send same information again."
 - "This might not be practical considering the volume of applications received, but it might be useful to have application reviews that are based on regions."
- Guidelines (N = 16)
 - "I suggest they would be more clear in their eligibility and criteria. Like posting up to how much must an applicant organization have to be qualified for their funding. Example: Organizations who are receiving 20000 Euros and below can apply Mama Cash can actually verify this because in their application, there is a portion where you can list previous and current donors if you have."
 - "Mama Cash needs to clearly state the requirements and conditions for the request to be granted."
 - "Should be very clear on key issues that they want grant seekers to prioritize"
 - "Listing out that particular funding call's priority areas would be helpful for groups to know if they are eligible for the call and the chances of success."
- Communications (N = 9)
 - "We have been applying for the support from Mama Cash several times, but we have not at all receive any response from them"
 - "Create a space for dialogue, even for those of us who aren't beneficiaries of the grant."
 - "Improve communication with applicants from the beginning of the application process to the stage where they decide who to support"
 - "Can have more open communication channels apart from automated emails that dont provide adequate information"
- Requesting Meetings (N = 8)
 - "Meetings could be held online to learn a little more about the organizations that want to apply and also their field of action in favor of the community in which they work."
 - "A more careful review of projects and, after passing a first preliminary stage, meetings with applicant organizations to gain a deeper understanding of how the granted resources will be used."
 - "Opportunity for the organization that wants to apply in person to present themselves through an online meeting."
 - "Also face to face interview can be a great way understand the context or structure."
- Foundation Involvement in Development of Proposals (N = 5)
 - "Find a desk officer in charge of all proposals per region or a committee whose work will be to guide and go through the proposal over and over again with the senders and or recipients and ensure that it is fine tuned before they are finally submitted to the last destination. This will help build capacity and sustainability."
 - "Also, after the review, allow corrections to be made for approval. Do this in a short time frame so we can receive the donations."
 - "If people have a good idea your team should help them better it [if they] haven't written it well."
- Hosting Webinars (N = 5)
 - "They should always have a webinar at the beginning of their call for application"
 - "If still not practiced, a webinar on the proposal submission and scope of support could be helpful."

- "Interactive sessions and webinars outlining their expectations in proposals"
- Orientation (N = 5)
 - "I think they should customize their call to respond to their constituents more since they have been grounded in our community for a long time. To be less general in their calls but still give room for innovation."
 - "Return to old system of centralising project calls and funding to small NGOs from Africa, Asia, Latin America, Pacific, and Caribbean, and other developing countries "
 - "Provide special calls for proposals to specific vulnerable and marginalised groups such as women and girls with disabilities because the competition is very stiff."
- Researching Organizations (N = 5)
 - "It's important that they thoroughly research the work that applicant and shortlisted organizations do. Make it possible to do video calls in order to see the human side of people who will be the grantees and who will be implementing the processes."
 - "Consider organizational profile with the letter of interest for comprehensive understanding of the applying organization before its final judgement."
 - "Ask more of the goal objectives activities and M&E. Then when selected more questions can then be asked before funding."
- Response Time (N = 3)
 - "Should respond within 3 months after submission"
 - "Responses within the deadlines established to the applicants"
- Reaching Out to Applicants (N = 2)
 - "Reaching out to first time applicants with an aim to make eligibility of the project idea more clear to the applicant."
- Streamline (N = 2)
 - "The selection process should in my humble opinion be shortened"
- Other (N = 2)

Applicant Impact & Understanding (30% N=98)

- Orientation (N = 74)
 - "[Work] with grassroot organizations that are based and are run by members from within the community of project implementation especially those upcountry and not fund big city based organizations that spend their time in the city looking for other donors to fund the same project"
 - "How I wish they could consider CBOs working in rural areas and are facing a lot of challenges. [Our organization] works in a patriarchal community that requires a lot of resources like funding, and institutional capacity building to be able to tackle gender issues with confidence."
 - "It is important for Mama Cash to support the needs of women in their context. Therefore, whatever grantees may define as their theory of change is what may need to be supported so that there is ownership in the development projects. We would like to see more grantees from Africa being accorded the Mama Cash funding and networking platform."
 - "Should consider small organizations that never received any funds from any funders but must meet your criteria, because they are fresh minded and they are working and friendly with local community."
 - "Working with local organizations directly will be more helpful than only considering the already established organizations."
- Understanding of Applicants (N = 24)
 - "Specific circumstances and context should be taken into account. For example, the economic difficulties of Venezuela result in many organizations, especially small ones like ours, having limited experience with resource management."
 - "Please don't look at it with the typical western funding institution lens, try to understand more sincerely what an applicant really trying to do, and be aware of the difficulties of the newly established, inexperienced women organizations in the authoritarian and a kind of backward countries in terms of feminist issues."
 - "Examining the environment and context from which the applicant (organization) comes. Greater inclusiveness and a broader understanding of the women's movement."
 - "Understand local grassroots organizations may not be exposed to funding and giving them an opportunity will have a greater impact since they represent the exact needs of the target population. This will equally strengthen grassroots capacity and institutions."
 - "Have individuals in areas where you want to fund engage with local organizations so that there are greater opportunities to learn more about the organizations instead of just a proposal."

Community Impact & Understanding (12% N=38)

- Understanding Local Context (N = 24)
 - "Make more effort to understand the social, cultural, political environments that different organisations work in so that they can relax the 'exclusively women organisation rule' within reasonable considerations, and or require grantees use Mama Cash funding for exclusively women and gender minorities, without insisting women organisations should not touch men whatsoever, even on issues funded by other donors."
 - "I suggest Mama Cash builds its understanding and analyses of national and regional contexts better by having a more open relationship, not only with organizations that they fund, but the ecosystem of women's rights organizations in various contexts. Through such process, it is able to identify the needs and gaps more thoroughly and better build partnerships with the broader women's movements."
 - "Let Mama Cash try to know the socio-economic and political context of their applicant before taking a decision. For some of us, where we are working in very close environment where women are regarded as second or third [class] citizens and we are looking out for funders that can help these people to raise their voices so that they can be heard. Unfortunately, Mama Cash doesn't know that."

- "Must learn specific cultural and norm of the recipient country and must justify according to regions. Not good to treat developed countries' proposal the same with developing communities. Mama Cash must give priority to less develop countries."
- "The decision-makers in the Mama Cash grant making process must have a basic understanding of the situation and capacity of different movements and organisations at the grassroots level. Identify and support diverse group working on specific issues at the grassroot level."
- Orientation (N = 12)
 - "To have a more inclusive grant approvals [for the population we serve], as more CSO apply but get Declined, and not look at the capacity the country carries, even though it's a middle income country, CSO of LGBTI Organizations do not have the same benefits it's hard out here at times."
 - "Although Mama Cash works internationally, we strongly believe Mama Cash needs to seriously consider strengthening its impact and funding priorities to Africa, especially West Africa. Most of the issues affecting women Mama Cash seeks to address and is working on to transform are prevalent in Africa."
 - "They should be more diverse in their funding inclusive of all forms of women in which this includes transgender women."
 - "Give opportunity to other local communities across the globe"
 - "Considering the projects from the global South"
- Understanding Community Needs/Concerns (N = 2)
 - "Listen to the voice of the community and develop the strategy according to the need of the community"

Grantmaking Characteristics (9% N=31)

- Strategy (N = 20)
 - "To split the funds to different geographies in the world through small and mid funds"
 - "finance more organizations with less amounts of money but charge more organizations"
 - "Provide opportunities for organizations not funded by any donors before to apply, to provide a fair chance for other organizations seeking to support feminist movements I'm different ways i.e., formation of women rights protection teams, supporting women economic empowerment "
 - "It's important to support awareness projects and not just support changes to laws because from our experience it doesn't matter what laws are in place--education and culture generate discrimination and violence against non-heterosexual populations."
- Type (N = 11)
 - "It would be helpful for local NGO's such as ours, who struggle to implement projects that align with our vision and goals, if funders such as Mama Cash could help us pursue these, by providing core funding for our core activities, giving flexibility to the way we operate."
 - "Flexible funding with flexible terms to suit young organizations led by young people"
 - "Or some seed capital can be given to allow such organizations to strengthen their systems, otherwise if not supported it may lead to missing out on support for the most in need communities just because of documentation/interpretation incompetencies."
 - "Provide long-term funding and prevent a "hunger games" approach that jeopardizes and compromises our work as activists with each year."

Interactions (5% N=15)

- Ethics (N = 6)
 - "Be more rigorous when there are advisors from countries that may have a political bias against local organizations. It's important that Mama Cash distance itself from political parties or official positions."
 - "The people in charge of deciding who gets support should be objective and not allow their affiliation with political parties to favor or disfavor certain organizations."
 - "Ensure the ethics, honesty, and integrity of your representatives. Have more than one representative in charge for each organization so that no bad practices are committed against organizations."
- Site Visits (N = 5)
 - "Mama Cash...should have the team members who can visit the organizations who making application for funding and discuss different issues, provide comments on the issues happening in the organizations, not only that but also meeting with communities in need depending support from the organization around such community."
 - "Mama Cash team members/staff or advisors need to visit applicant organisations before taking any final decision on the approval or declining the organisations. Merely desk review even by experts is not sufficient."
 - "I also suggest that they visit and get to know the organizations, because it's impossible to get to know the realities and diversities of every region behind a computer screen. They should work together with organizations at events/meetups in the region."
- More Frequent Interactions (N = 4)
 - "More human interaction, in-person communication, more room for conversation."
 - "Communicate more with grantee applicants"
 - "More human interactions "

Communications (3% N=10)

- Clarity (N = 5)
 - "Be intentional with how you engage with your beneficiaries to understand their needs at all times."
 - "We advise better communication based on our experience last year."
 - "I recommend you to communicate with applicants deeply."
- Consistency (N = 3)

- "Their should be regular communications of certain activities taking place Their school call and clear communications mostly like every week to know the cooperation of organization with mama cash"
- "Need better communication"
- Transparency (N = 2)
 - "Kindly improve on transparency."

Field Impact & Understanding (3% N=10)

- Orientation (N = 10)
 - "I would like to suggest that you can broaden the fields that you fund. I think my group has declined because not matching of who we are and who we serve....I hope Mama Cash has broad favoring of every field related to women and help many groups to maintain their works."
 - "Mama Cash should place particular emphasis on a multi-sector, multi-country, multi-level approach, taking into account the transnational nature of the issues raised, and the need to take this integrated approach into account. In this case, civil society networks can and should play a crucial role. It is also a question of placing an emphasis on the dissemination of lessons learned, and innovation in terms of strategies and tools to be put in place in terms of participatory governance, by the Organizations applying for funding."
 - "That it may need to consider funding research and programmes that support movements and movement building. That it should consider self care and healing work that many activists undergo, alongside activism and campaigning."
 - "To be more inclusive of emerging feminist movements that are non traditional but have the same goals with the traditional ones "

Diversity, Equity, and Inclusion (2% N=5)

- Language Access (N = 2)
 - "Properly explain the different funds that are available, translate them into Spanish"
- Orientation (N = 2)
 - "We feel that there is a need to review "community-based" or "self-led" as concepts and not accept patriarchy's boxes of singular identifiers. FOE with a gender/feminist lens finally received the attention it needed from UN Special Rapporteur on FOE recently. Yet, a funder like Mama Cash appears to give FOE no weight as a crucial enabler of all other rights."
- Committing to Diversity, Equity, and Inclusion (N = 1)
 - "Improve and broaden understandings of intersectionality"

Non-Monetary Assistance (1% N=4)

- Capacity Building (N = 4)
 - "They should strengthen the networks of their target population."
 - "It is also good for them to ensure on the ground due diligence especially for organisations that are making a difference even without financial support. Mama Cash could add value in strengthening the organisations' capacities, especially in the context of a shrinking cso space."
 - "Conduct capacity building trainings to grantee organizations and make proposal guidelines simple for all to be able to benefit."

Contextual Data

Please note that all information in this section is based on self-reported data from grantees or declined applicants.

Grantee Responses

Grantmaking Characteristics

Selected Cohort: Custom Cohort	
Length of Grant Awarded	
Average grant length	
Mama Cash 2022	2.4 years
Mama Cash 2020	2.2 years
Mama Cash 2018	2.3 years
Mama Cash 2016	1.9 years
Mama Cash 2014	1.8 years
Median Funder	2.1 years
Custom Cohort	2.3 years

Selected Cohort: Custom Cohort					
Length of Grant Awarded					
	0 - 1.99 years	2 - 2.99 years	3 - 3.99 years	4 - 4.99 years	5 - 50 years
Mama Cash 2022	29%	50%	10%	4%	8%
Mama Cash 2020	43%	44%	2%	3%	8%
Mama Cash 2018	49%	32%	5%	2%	13%
Mama Cash 2016	56%	26%	7%	2%	8%
Mama Cash 2014	51%	37%	9%	2%	1%
Average Funder	48%	22%	19%	3%	8%
Custom Cohort	33%	30%	25%	5%	7%

Selected Cohort: None			
Proportion of Unrestricted Funding	Mama Cash 2022	Mama Cash 2020	Average Funder
No, this funding was not restricted to a specific use (i.e. general operating, core support)	76%	68%	26%
Yes, this funding was restricted to a specific use (e.g. supported a specific program, project, capital need, etc.)	24%	32%	74%

Grantmaking Characteristics - By Subgroup

Selected Subgroup: Portfolio					
Length of Grant Awarded (By Subgroup)	Body	Economic Justice	Environmental Justice	Voice	Women's Fund
Average grant length	2.1 years	3.3 years	2.8 years	2 years	1.3 years

Selected Subgroup: Portfolio					
Length of Grant Awarded (By Subgroup)	Body	Economic Justice	Environmental Justice	Voice	Women's Fund
0 - 1.99 years	17%	24%	16%	25%	90%
2 - 2.99 years	72%	41%	53%	62%	0%
3 - 3.99 years	6%	12%	21%	6%	0%
4 - 4.99 years	6%	0%	0%	6%	10%
5 - 50 years	0%	24%	11%	0%	0%

Selected Subgroup: Portfolio					
Proportion of Unrestricted Funding (By Subgroup)	Body	Economic Justice	Environmental Justice	Voice	Women's Fund
No, this funding was not restricted to a specific use (i.e. general operating, core support)	83%	72%	75%	94%	40%
Yes, this funding was restricted to a specific use (e.g. supported a specific program, project, capital need, etc.)	17%	28%	25%	6%	60%

Grant Size

Selected Cohort: Custom Cohort	
Grant Amount Awarded	
Median grant size	
Mama Cash 2022	\$59.1K
Mama Cash 2020	\$41.3K
Mama Cash 2018	\$43.3K
Mama Cash 2016	\$36.3K
Mama Cash 2014	\$53.1K
Median Funder	\$100K
Custom Cohort	\$259.9K

Selected Cohort: Custom Cohort									
Grant Amount Awarded									
	Less than \$10K	\$10K - \$24K	\$25K - \$49K	\$50K - \$99K	\$100K - \$149K	\$150K - \$299K	\$300K - \$499K	\$500K - \$999K	\$1MM and above
Mama Cash 2022	4%	10%	29%	41%	6%	8%	1%	0%	0%
Mama Cash 2020	5%	19%	38%	33%	4%	0%	1%	1%	0%
Mama Cash 2018	12%	19%	31%	23%	5%	6%	0%	4%	0%
Mama Cash 2016	9%	20%	34%	26%	6%	2%	1%	2%	0%
Mama Cash 2014	6%	8%	34%	36%	11%	3%	0%	0%	1%
Average Funder	8%	11%	12%	15%	10%	17%	9%	8%	9%
Custom Cohort	4%	7%	11%	13%	10%	18%	13%	13%	12%

Selected Cohort: Custom Cohort	
Median Percent of Budget Funded by Grant (Annualized)	
Size of grant relative to size of grantee budget	
Mama Cash 2022	32%
Mama Cash 2020	34%
Mama Cash 2018	30%
Mama Cash 2016	37%
Mama Cash 2014	48%
Median Funder	4%
Custom Cohort	8%

Grant Size - By Subgroup

Selected Subgroup: Portfolio					
Grant Amount Awarded (By Subgroup)	Body	Economic Justice	Environmental Justice	Voice	Women's Fund
Median grant size	\$81.6K	\$62.1K	\$42.6K	\$50.2K	\$70.9K

Selected Subgroup: Portfolio					
Grant Amount Awarded (By Subgroup)	Body	Economic Justice	Environmental Justice	Voice	Women's Fund
Less than \$10K	0%	12%	6%	0%	0%
\$10K - \$24K	11%	18%	6%	12%	0%
\$25K - \$49K	17%	6%	59%	38%	30%
\$50K - \$99K	67%	35%	18%	44%	40%
\$100K - \$149K	0%	18%	6%	6%	0%
\$150K - \$299K	6%	12%	6%	0%	20%
\$300K - \$499K	0%	0%	0%	0%	10%
\$500K - \$999K	0%	0%	0%	0%	0%
\$1MM and above	0%	0%	0%	0%	0%

Selected Subgroup: Portfolio					
Median Percent of Budget Funded by Grant (Annualized) (By Subgroup)	Body	Economic Justice	Environmental Justice	Voice	Women's Fund
Size of grant relative to size of grantee budget	42%	24%	22%	56%	11%

Application Characteristics

Applicant Responses

Selected Cohort: None			
Was the grant proposal you submitted restricted to a specific use?	Mama Cash 2022	Mama Cash 2020	Average Funder
Yes, the grant proposal was for restricted funding	59%	68%	80%
No, the grant proposal was for funding not restricted to a specific use	41%	32%	20%

Selected Cohort: None						
Grant Amount Requested	Mama Cash 2022	Mama Cash 2020	Mama Cash 2018	Mama Cash 2016	Mama Cash 2014	Median Funder
Median Grant Amount	\$23.6K	\$23.6K	\$21.7K	\$25K	\$23K	\$50K

Selected Cohort: None						
Grant Amount Requested	Mama Cash 2022	Mama Cash 2020	Mama Cash 2018	Mama Cash 2016	Mama Cash 2014	Average Funder
Less than \$10K	22%	10%	25%	17%	24%	8%
\$10K - \$24K	37%	45%	29%	32%	27%	19%
\$25K - \$49K	26%	27%	25%	28%	28%	19%
\$50K - \$99K	10%	10%	15%	15%	17%	21%
\$100K - \$149K	3%	2%	2%	4%	4%	10%
\$150K - \$299K	0%	4%	1%	2%	1%	13%
\$300K - \$499K	0%	0%	1%	0%	0%	5%
\$500K - \$999K	0%	1%	1%	0%	0%	3%
\$1MM and above	2%	1%	1%	3%	0%	1%

Application Characteristics - By Subgroup

Selected Subgroup: Respondent Gender			
Was the grant proposal you submitted restricted to a specific use? (By Subgroup)	Identifies as a Man only	Identifies as a Woman only	Identifies as "gender non-conforming", "non-binary" or any combination of genders
Yes, the grant proposal was for restricted funding	76%	59%	50%
No, the grant proposal was for funding not restricted to a specific use	24%	41%	50%

Selected Subgroup: Respondent Gender			
Grant Amount Requested (By Subgroup)	Identifies as a Man only	Identifies as a Woman only	Identifies as "gender non-conforming", "non-binary" or any combination of genders
Median Grant Amount	\$11.8K	\$23.6K	\$26.6K

Selected Subgroup: Respondent Gender			
Grant Amount Requested (By Subgroup)	Identifies as a Man only	Identifies as a Woman only	Identifies as "gender non-conforming", "non-binary" or any combination of genders
Less than \$10K	35%	21%	10%
\$10K - \$24K	35%	40%	35%
\$25K - \$49K	6%	27%	35%
\$50K - \$99K	18%	8%	15%
\$100K - \$149K	0%	2%	5%
\$150K - \$299K	0%	0%	0%
\$300K - \$499K	0%	0%	0%
\$500K - \$999K	0%	0%	0%
\$1MM and above	6%	2%	0%

Grantee/Applicant Characteristics

Operating Budget of Grantee Organizations

Selected Cohort: Custom Cohort	
Operating Budget of Grantee Organization	
Median Budget	
Mama Cash 2022	\$0.1M
Mama Cash 2020	\$0.1M
Mama Cash 2018	\$0.1M
Mama Cash 2016	\$0.1M
Mama Cash 2014	\$0.1M
Median Funder	\$1.6M
Custom Cohort	\$1.3M

Selected Cohort: Custom Cohort						
Operating Budget of Grantee Organization						
	<\$100K	\$100K - \$499K	\$500K - \$999K	\$1MM - \$4.9MM	\$5MM - \$24MM	>=\$25MM
Mama Cash 2022	53%	38%	5%	5%	0%	0%
Mama Cash 2020	65%	27%	3%	4%	1%	0%
Mama Cash 2018	65%	26%	2%	6%	1%	0%
Mama Cash 2016	58%	29%	8%	4%	1%	0%
Mama Cash 2014	65%	34%	0%	1%	0%	0%
Average Funder	8%	18%	13%	30%	18%	12%
Custom Cohort	13%	23%	13%	28%	14%	8%

Selected Subgroup: Portfolio					
Operating Budget of Grantee Organization (By Subgroup)	Body	Economic Justice	Environmental Justice	Voice	Women's Fund
Median Budget	\$0.1M	\$0.1M	\$0.1M	\$0M	\$0.7M

Selected Subgroup: Portfolio					
Operating Budget of Grantee Organization (By Subgroup)	Body	Economic Justice	Environmental Justice	Voice	Women's Fund
<\$100K	57%	53%	71%	62%	10%
\$100K - \$499K	43%	47%	29%	38%	30%
\$500K - \$999K	0%	0%	0%	0%	30%
\$1MM - \$4.9MM	0%	0%	0%	0%	30%
\$5MM - \$24MM	0%	0%	0%	0%	0%
>=\$25MM	0%	0%	0%	0%	0%

Operating Budget of Applicant Organizations

Selected Cohort: None						
Operating Budget of Applicant Organization	Mama Cash 2022	Mama Cash 2020	Mama Cash 2018	Mama Cash 2016	Mama Cash 2014	Median Funder
Median Budget	\$0M	\$0M	\$0M	\$0M	\$0M	\$0.8M

Selected Cohort: None						
Operating Budget of Applicant Organization	Mama Cash 2022	Mama Cash 2020	Mama Cash 2018	Mama Cash 2016	Mama Cash 2014	Average Funder
Less than \$100K	78%	78%	74%	62%	76%	16%
\$100K-\$499K	18%	17%	21%	30%	21%	25%
\$500K-\$999K	3%	2%	2%	4%	2%	14%
\$1MM-\$4.9MM	0%	2%	3%	2%	1%	23%
\$5MM-\$25MM	1%	0%	1%	1%	0%	12%
\$25MM and above	0%	0%	0%	0%	0%	10%

Selected Subgroup: Respondent Gender			
Operating Budget of Applicant Organization (By Subgroup)	Identifies as a Man only	Identifies as a Woman only	Identifies as "gender non-conforming", "non-binary" or any combination of genders
Median Budget	\$0M	\$0M	\$0.1M

Selected Subgroup: Respondent Gender			
Operating Budget of Applicant Organization (By Subgroup)	Identifies as a Man only	Identifies as a Woman only	Identifies as "gender non-conforming", "non-binary" or any combination of genders
Less than \$100K	69%	79%	68%
\$100K-\$499K	26%	17%	32%
\$500K-\$999K	6%	2%	0%
\$1MM-\$4.9MM	0%	0%	0%
\$5MM-\$25MM	0%	2%	0%
\$25MM and above	0%	0%	0%

Additional Grantee Characteristics

Selected Cohort: Custom Cohort			
Pattern of Grantees' Funding Relationship with Mama Cash			
	First grant received from Mama Cash	Consistent funding in the past	Inconsistent funding in the past
Mama Cash 2022	16%	80%	4%
Mama Cash 2020	21%	76%	3%
Mama Cash 2018	21%	72%	7%
Mama Cash 2016	10%	79%	10%
Mama Cash 2014	34%	54%	12%
Average Funder	29%	53%	18%
Custom Cohort	35%	52%	12%

Selected Cohort: Custom Cohort	
Funding Status	
Percent of grantees currently receiving funding from Mama Cash	
Mama Cash 2022	95%
Mama Cash 2020	90%
Mama Cash 2018	93%
Mama Cash 2016	86%
Mama Cash 2014	76%
Median Funder	82%
Custom Cohort	84%

Selected Subgroup: Portfolio					
Pattern of Grantees' Funding Relationship with Mama Cash (By Subgroup)	Body	Economic Justice	Environmental Justice	Voice	Women's Fund
First grant received from Mama Cash	17%	22%	10%	6%	30%
Consistent funding in the past	83%	67%	90%	94%	60%
Inconsistent funding in the past	0%	11%	0%	0%	10%

Selected Subgroup: Portfolio					
Funding Status (By Subgroup)	Body	Economic Justice	Environmental Justice	Voice	Women's Fund
Percent of grantees currently receiving funding from Mama Cash	94%	94%	95%	100%	90%

Funder Characteristics

Selected Cohort: Custom Cohort		
Financial Information		
	Total assets	Total giving
Mama Cash 2022	\$28.6M	\$6.4M
Mama Cash 2020	\$17M	\$5.8M
Mama Cash 2018	\$18.8M	\$6.3M
Mama Cash 2016	\$12.9M	\$3.5M
Mama Cash 2014	\$5.8M	\$3.8M
Median Funder	\$265.4M	\$18.7M
Custom Cohort	\$28.9M	

Selected Cohort: Custom Cohort		
Funder Staffing		
	Total staff (FTEs)	Percent of staff who are program staff
Mama Cash 2022	46	22%
Mama Cash 2020	44	23%
Mama Cash 2018	38	29%
Mama Cash 2016	30	30%
Mama Cash 2014	31	30%
Median Funder	17	43%
Custom Cohort	39	41%

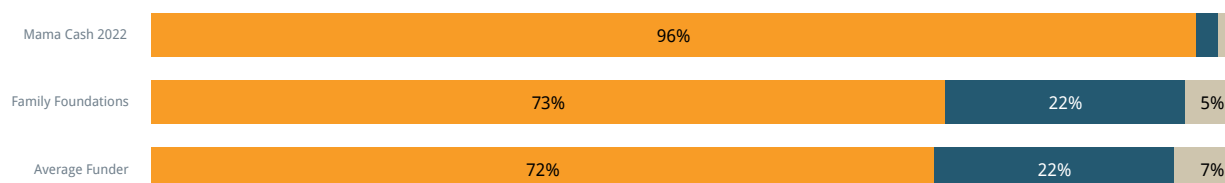
Selected Cohort: Custom Cohort						
Grantmaking Processes	Mama Cash 2022	Mama Cash 2020	Mama Cash 2018	Mama Cash 2014	Median Funder	Custom Cohort
Proportion of grants that are invitation-only	0%	0%	0%	6%	59%	95%
Proportion of grantmaking dollars that are invitation-only	0%	0%	0%	5%	68%	95%

Respondents and Communities Served

Grantee Ratings

Are the efforts funded by this grant primarily meant to benefit historically disadvantaged groups?

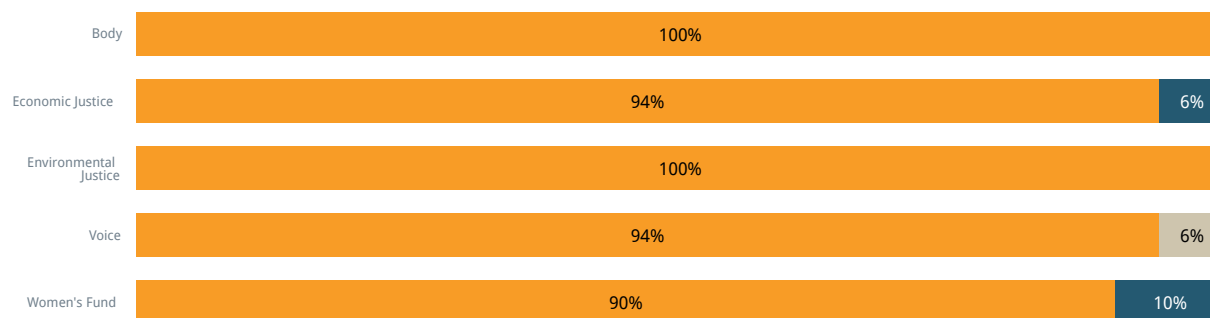
Yes No Don't know



Cohort: Family Foundations Past results: on

Are the efforts funded by this grant primarily meant to benefit historically disadvantaged groups? - By Subgroup

Yes No Don't know

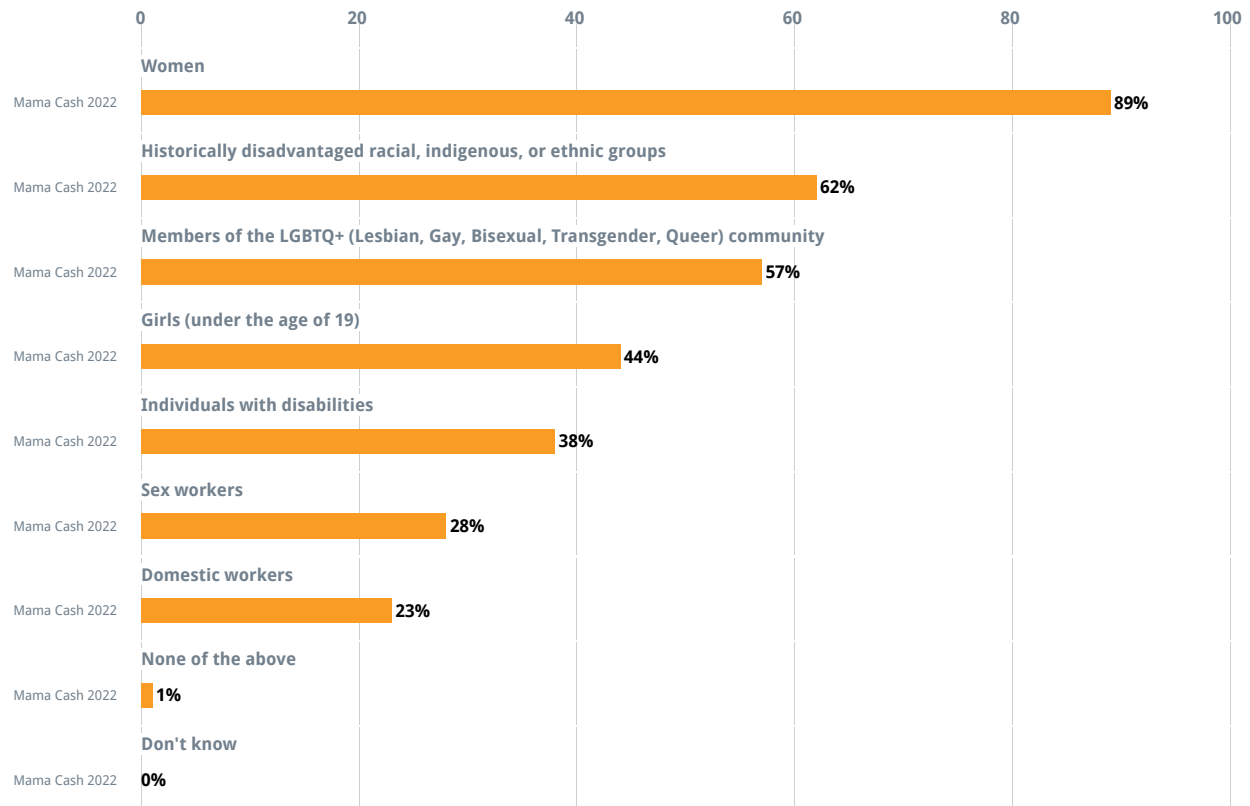


Subgroup: Portfolio

The following questions are asked only of grantees who answer "yes" to the question above.

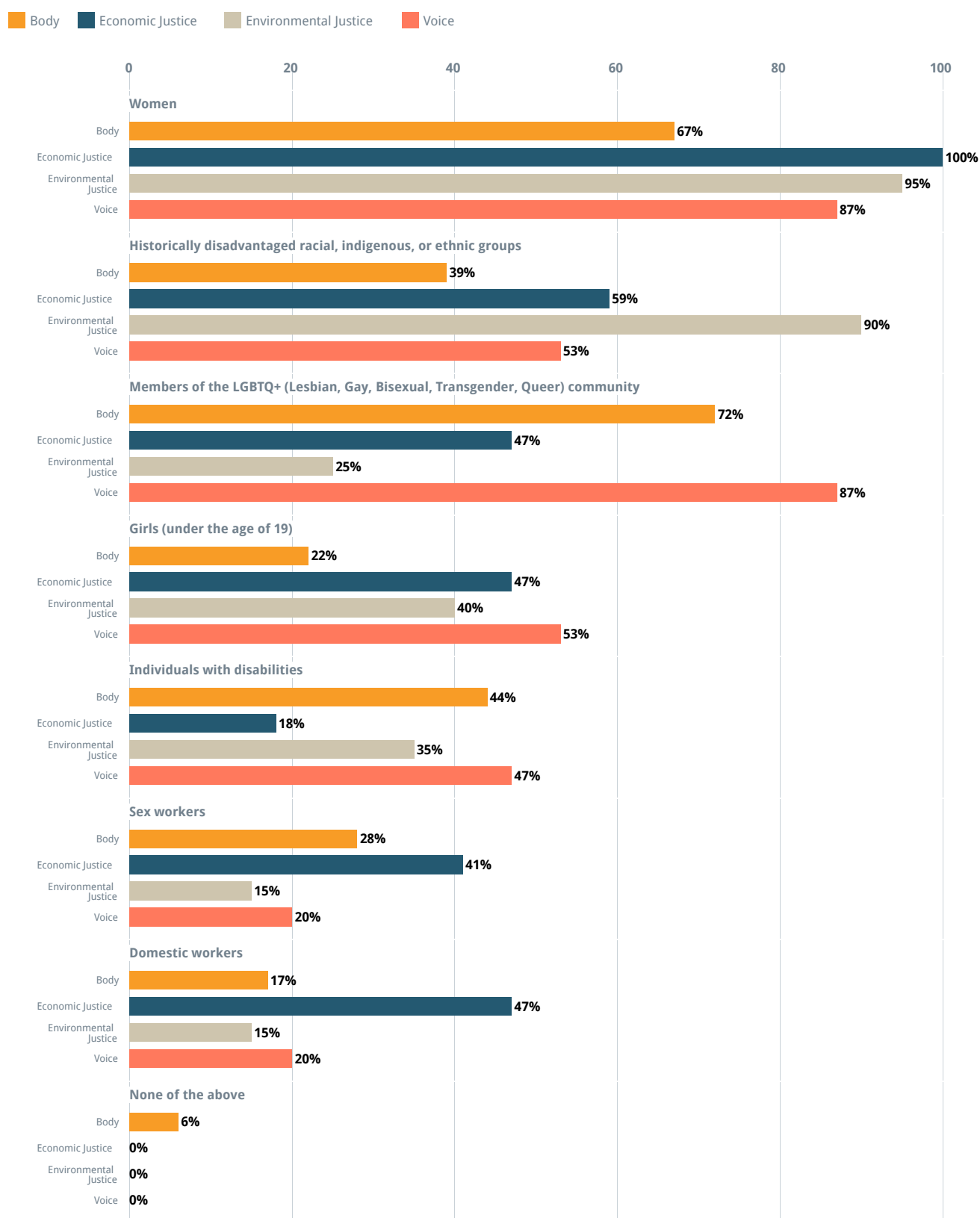
Specifically, are any of the following populations the primary intended people and/or communities served by the efforts funded by this grant?

Mama Cash 2022



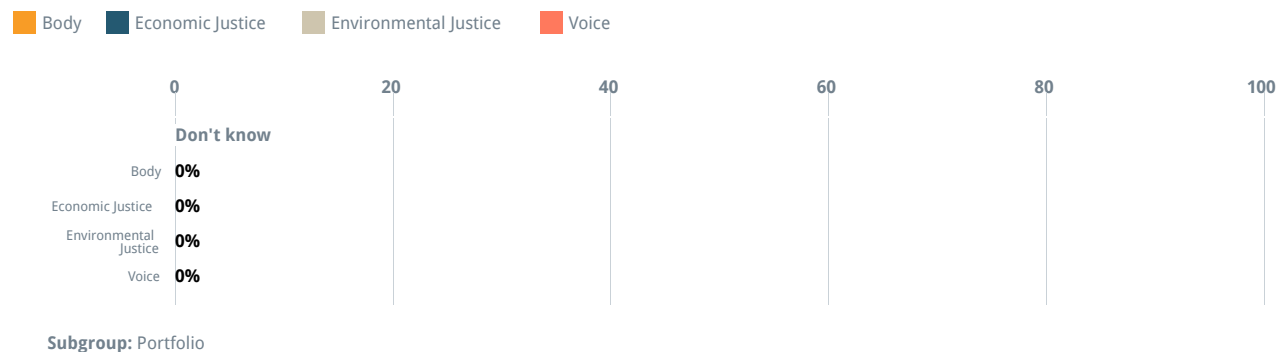
Cohort: None Past results: on

Specifically, are any of the following populations the primary intended people and/or communities served by the efforts funded by this grant? - By Subgroup



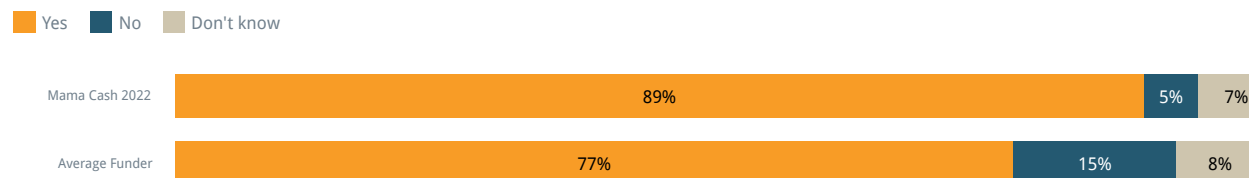
Subgroup: Portfolio

Specifically, are any of the following populations the primary intended people and/or communities served by the efforts funded by this grant? - By Subgroup (cont.)



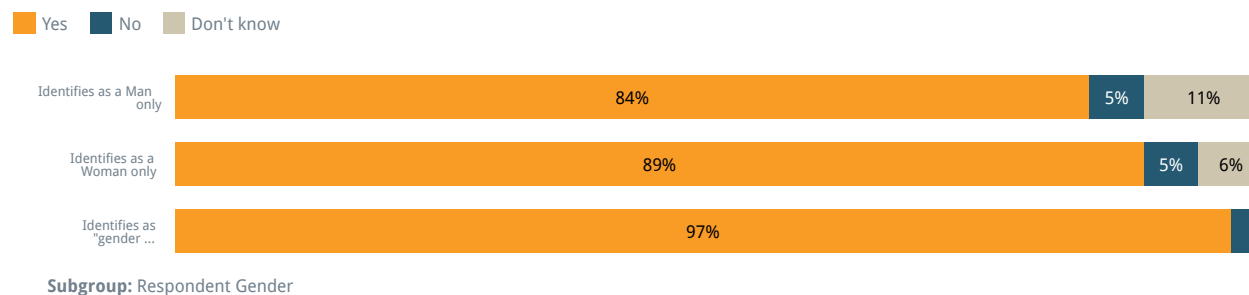
Applicant Ratings

Would the efforts of your grant proposal primarily have been directed to benefit historically disadvantaged groups?



Cohort: None Past results: on

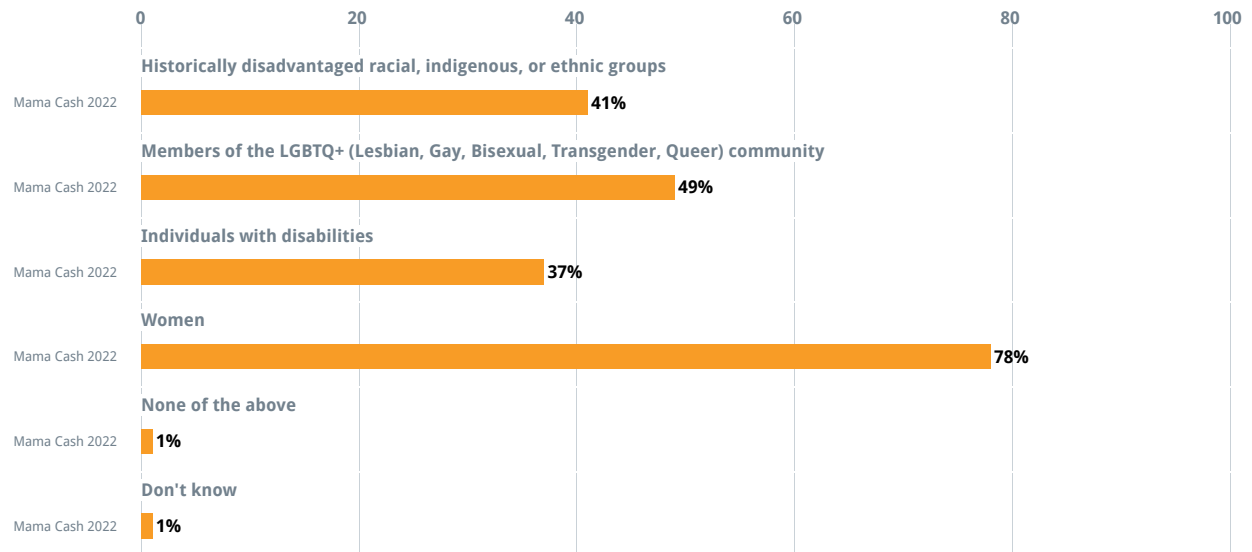
Would the efforts of your grant proposal primarily have been directed to benefit historically disadvantaged groups? - By Subgroup



The following question is asked only of grantees who answer "yes" to the question above.

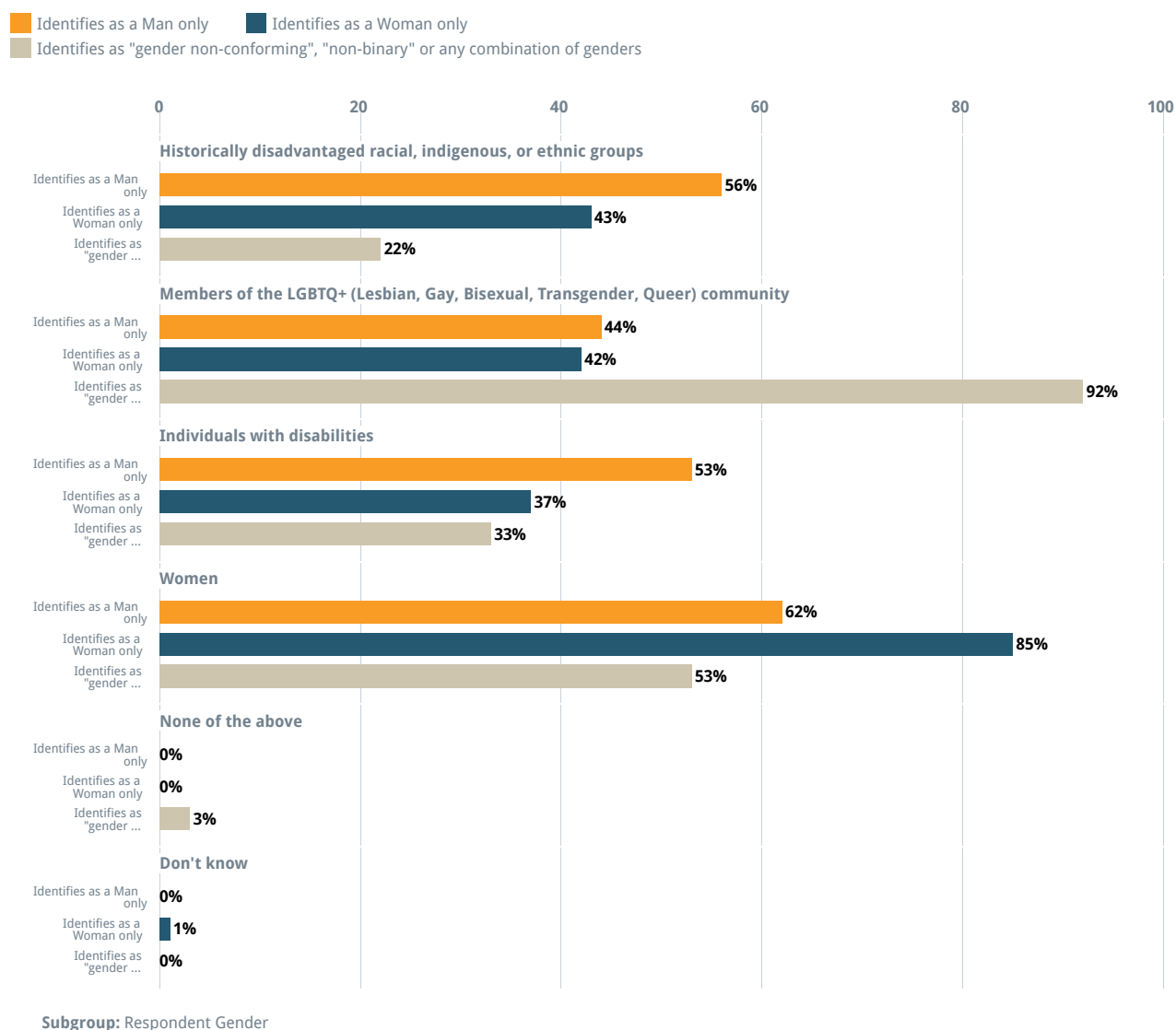
Specifically, would any of the following populations have been the primary intended people and/or communities served by the efforts funded by this grant?

Mama Cash 2022



Cohort: None Past results: on

Specifically, would any of the following populations have been the primary intended people and/or communities served by the efforts funded by this grant? - By Subgroup



Grantee Respondent Demographics

Note: Survey questions about respondents' demographics were recently modified or added to match best practices, and depict comparative data from over 50 funders in the dataset. Demographic questions related to grantees' and applicants' POC and racial/ethnic identity are only asked of respondents in the United States.

Survey language and response options for questions about race and ethnicity are guided by best practices shared by [National Institutes of Health](#), [Pew Research Center](#), [Psi Chi Journal of Psychological Research](#), and the [US Census Bureau](#).

Survey language and response options for questions about gender and LGBTQ+ identity are guided by best practices shared by [Funders For LGBTQ Issues](#), [HRC Foundation's Welcoming Schools](#), and the [Williams Institute of the University of California – Los Angeles School of Law](#).

Survey respondents are asked to share their gender identities in a check-all-that-apply question. Each chart has the option of showing the average ratings of respondents who selected only "man," only "woman," multiple gender identities, "gender non-conforming or non-binary," "prefer to self-identify," and "prefer not to say" - as long as that response option had at least 10 respondents.

All answers on demographic identity are optional. International survey respondents were asked to opt-in to responding to questions on gender, disability, and transgender identity.

Differences in Ratings by Respondent Demographics

It is CEP's standard practice to analyze responses for differences by the following demographics characteristics:

There are too few respondents to analyze results by Respondent Gender

There are too few respondents to analyze results by Transgender Identity

LGBTQ+ Identity

Ratings from respondents who identify as LGBTQ+ are significantly *higher* than respondents who do not identify as LGBTQ+ for the following measures:

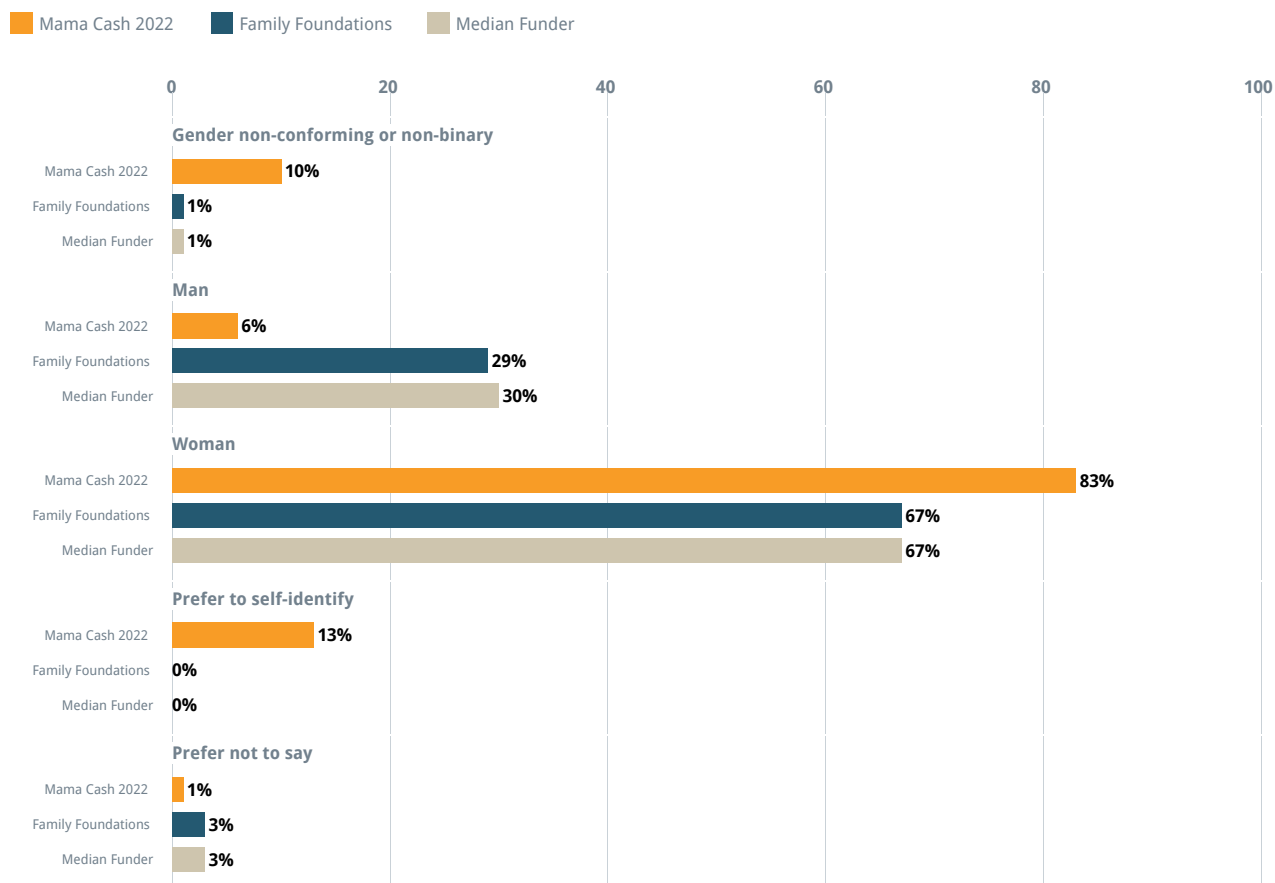
- Understanding of grantees' fields
- Impact on grantees' local communities
- Understanding of grantees' local communities
- Understanding of contextual factors affecting grantees' work
- Extent to which programmatic priorities reflect understanding of needs of people and communities served
- Impact on grantee organizations
- Awareness of challenges facing grantee organizations
- Understanding of how funded work fits into funder's broader efforts
- Trust in grantee organization's staff
- Candor about the foundation's perspectives on grantees' work
- Clarity and transparency of the selection process requirements and timelines

Ratings from respondents who identify as LGBTQ+ are significantly *lower* than respondents who do not identify as LGBTQ+ for the following measures:

- How strongly do you agree or disagree with the following statements concerning Mama Cash's reporting process?... The financial reporting template was easy to use
- How strongly do you agree or disagree with the following statements concerning Mama Cash's reporting process?... The reporting templates, both financial and narrative, are a useful way to support my organization's efforts to track and learn from our results

There are no statistical differences when segmenting by Disability Identity

Please select the option that represents how you describe yourself:



Cohort: Family Foundations Past results: on

Selected Cohort: None		
Are you transgender?	Mama Cash 2022	Average Funder
Yes	8%	1%
No	89%	96%
Prefer not to say	3%	3%

Selected Cohort: None		
Do you identify as a member of the LGBTQ+ (Lesbian, Gay, Bisexual, Transgender, and Queer) community?	Mama Cash 2022	Average Funder
Yes	49%	11%
No	46%	84%
Prefer not to say	4%	5%

Selected Cohort: None		
Do you have a disability?	Mama Cash 2022	Average Funder
Yes	17%	5%
No	79%	90%
Prefer not to say	4%	5%

Applicant Respondent Demographics

Differences in Ratings by Respondent Demographics

It is CEP's standard practice to analyze responses for differences by the following demographics characteristics:

Respondent Gender

Ratings from respondents who identify exclusively as "woman" are significantly *lower* than respondents who identify exclusively as "man" for the following measures:

- The extent to which the Foundation understands the contextual factors affecting applicants' work
- Awareness of challenges facing applicant organizations

Transgender Identity

Ratings from respondents who identify as transgender are significantly *lower* than respondents who do not identify as transgender for the following measures:

- Proportion of Applicants That Has Prior Contact

There are no statistical differences when segmenting by LGBTQ+ Identity

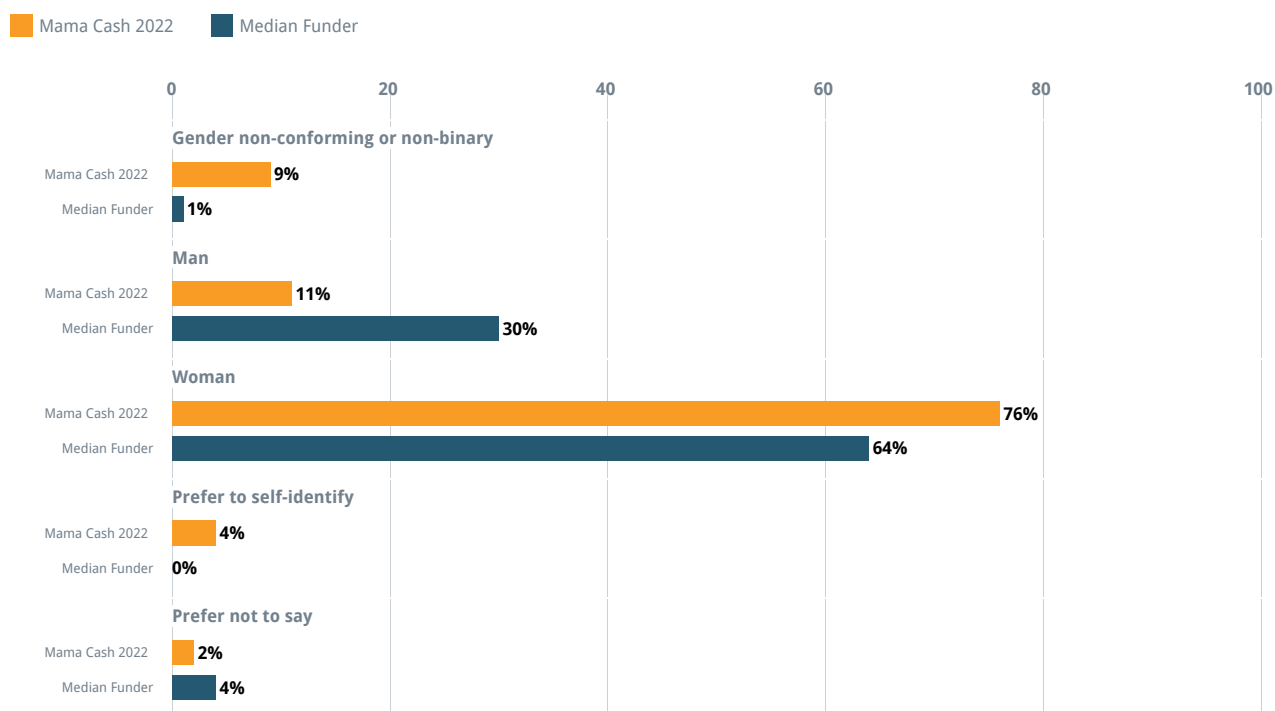
Disability Identity

Ratings from respondents who have a disability are significantly *lower* than respondents who do not have a disability for the following measures:

- Impact on Applicants' Local Communities

The subsequent questions were recently added to the applicant survey and depict data from fewer than 25 funders in CEP's dataset.

Please select the option that represents how you describe yourself:



Cohort: None Past results: on

Selected Cohort: None		
Are you transgender?	Mama Cash 2022	Average Funder
Yes	11%	1%
No	84%	93%
Prefer not to say	4%	6%

Selected Cohort: None		
Do you identify as a member of the LGBTQ+ (Lesbian, Gay, Bisexual, Transgender, and Queer) community?	Mama Cash 2022	Average Funder
Yes	36%	11%
No	59%	82%
Prefer not to say	6%	7%

Selected Cohort: None		
Do you have a disability?	Mama Cash 2022	Average Funder
Yes	11%	7%
No	87%	88%
Prefer not to say	3%	5%

Respondent Job Title

Grantee Responses

Selected Cohort: Custom Cohort						
Job Title of Respondents						
	Executive Director/CEO	Other Senior Team (i.e., reporting to Executive Director/CEO)	Project Director	Development Staff	Volunteer	Other
Mama Cash 2022	51%	21%	11%	6%	0%	11%
Mama Cash 2020	58%	14%	14%	1%	2%	0%
Mama Cash 2018	53%	18%	14%	0%	5%	0%
Mama Cash 2016	53%	11%	8%	0%	4%	20%
Mama Cash 2014	44%	5%	16%	2%	3%	26%
Average Funder	47%	18%	12%	9%	1%	5%
Custom Cohort	45%	22%	14%	7%	0%	5%

Applicant Responses

Selected Cohort: None						
Job Title of Respondents	Mama Cash 2022	Mama Cash 2020	Mama Cash 2018	Mama Cash 2016	Mama Cash 2014	Average Funder
Executive Director/CEO	68%	60%	61%	59%	61%	48%
Other Senior Team (i.e., reporting to Executive Director/CEO)	11%	14%	9%	6%	6%	12%
Project Director	12%	12%	20%	21%	14%	9%
Development Staff	3%	4%	2%	1%	4%	12%
Volunteer	5%	6%	2%	4%	2%	3%
Other	2%	0%	0%	8%	11%	7%

Additional Survey Information

On many questions in the grantee and applicant surveys, respondents are allowed to select “don’t know” or “not applicable” if they are not able to provide an alternative answer. In addition, some questions in the survey are only displayed to a select group of grantees or applicants for which that question is relevant based on a previous response.

As a result, there are some measures where only a subset of responses is included in the reported results. The table below shows the number of responses included on each of these measures. The total number of respondents to Mama Cash's grantee and applicant surveys were 82 and 397, respectively.

Question Text	Number of Responses
Overall, how would you rate the Foundation's impact on your field?	81
How well does the Foundation understand the field in which you work?	78
To what extent has the Foundation advanced the state of knowledge in your field?	75
To what extent has the Foundation affected public policy in your field?	67
Overall, how would you rate the Foundation's impact on your local community?	81
How well does the Foundation understand the local community in which you work?	77
How well does the Foundation understand the social, cultural, or socioeconomic factors that affect your work?	80
How well does the Foundation understand your organization's strategy and goals?	77
How consistent was the information provided by different communication resources, both personal and written, that you used to learn about the Foundation?	78
How well do you understand the way in which the work funded by this grant fits into the Foundation's broader efforts?	81
How often do/did you have contact with your program officer during this grant?	82
Who most frequently initiated the contact you had with your program officer during this grant?	82
Has your main contact at the Foundation changed in the past six months?	82
Did you submit a proposal to the Foundation for this grant?	77
As you developed your grant proposal, how much pressure did you feel to modify your organization's priorities in order to create a grant proposal that was likely to receive funding?	67
To what extent was the Foundation's application process a helpful opportunity to strengthen the efforts funded by the grant?	70
To what extent was the Foundation's application process an appropriate level of effort given the amount of funding received?	67
To what extent was the Foundation clear and transparent about the application process requirements and timelines?	77
To what extent was the Foundation clear and transparent about the criteria the Foundation uses to decide whether an application would be funded or declined?	59
At any point during this grant, including the application process, did Foundation staff visit your offices or programs?	82
Are you currently receiving funding from the Foundation?	79
Which of the following best describes the pattern of your organization's funding relationship with the Foundation?	82
How well does the Foundation understand the needs of the people and communities that you serve?	80
To what extent do the Foundation's funding priorities reflect a deep understanding of the needs of the people and communities that you serve?	79
Have you participated in a reporting or evaluation process?	81
To what extent was the Foundation's reporting process... Adaptable, if necessary, to fit your circumstances?	68
To what extent was the Foundation's reporting process... A helpful opportunity for you to reflect and learn?	72
To what extent was the Foundation's reporting process... Relevant, with questions and measures pertinent to the work funded by this grant?	74
To what extent was the Foundation's reporting process... Straightforward?	67
To what extent did the evaluation... Result in you making changes to the work that was evaluated?	47
To what extent did the evaluation... Incorporate your input in the design of the evaluation?	47
Did you receive any non-monetary support from the Foundation during this grant period?	81
How would you describe the benefit - to your organization or work - of any non-monetary support that you received?	50
To what extent did the Foundation exhibit the following during this grant... Trust in your organization's staff	82

Question Text	Number of Responses
To what extent did the Foundation exhibit the following during this grant... Candor about the Foundation's perspectives on your work	80
To what extent did the Foundation exhibit the following during this grant... Respectful interaction	80
To what extent did the Foundation exhibit the following during this grant... Compassion for those affected by your work	81
Was the funding you received restricted to a specific use?	82
Please rate the extent to which you agree or disagree with the following statements about Diversity, Equity and Inclusion:	
The Foundation has clearly communicated what Diversity, Equity and Inclusion means for its work	76
Overall, the Foundation demonstrates an explicit commitment to Diversity, Equity and Inclusion in its work	76
Overall, most staff I have interacted with at the Foundation embody a strong commitment to Diversity, Equity and Inclusion	74
I believe that the Foundation is committed to combatting racism	73
Are the efforts funded by this grant primarily meant to benefit historically disadvantaged groups?	82
Primary Intended People and/or Communities	
Are the efforts funded by this $\{e://Field/grant_alt\}$ primarily meant to benefit $\{e://Field/histdisadv\}$ groups?	82
Specifically, are any of the following the primary intended people and/or communities served by the efforts funded by this grant?	79
Custom Questions	
To what extent has Mama Cash's reputation lent credibility to your efforts to obtain additional funding from other sources?	73
To what extent do you feel safe using Mama Cash's IT-Channels and Infrastructure to collaborate and exchange information?	76
How strongly do you agree or disagree with the following statements concerning Mama Cash's reporting process?... The financial reporting template was easy to use	76
How strongly do you agree or disagree with the following statements concerning Mama Cash's reporting process?... The narrative reporting template (Annual Self-assessment and Progress Review) was easy to use	77
How strongly do you agree or disagree with the following statements concerning Mama Cash's reporting process?... The reporting templates, both financial and narrative, are a useful way to support my organization's efforts to track and learn from our results	74
Does your organization have easier access to funding in the last three years?	82
Does your organization work on racial justice issues?	82

Question Text	Number of Responses
Overall, how would you rate the Foundation's impact on your field?	326
How well does the Foundation understand the field in which you work?	284
Overall, how would you rate the Foundation's impact on your local community?	317
How well does the Foundation understand the local community in which you work?	283
How well does the Foundation understand the social, cultural, or socioeconomic factors that affect your work?	357
How well does the Foundation understand your organization's strategy and goals?	266
What was the dollar amount of your grant request to the Foundation?	254
How consistent was the information provided by different communications resources, both personal and written, that you used to learn about the Foundation?	349
After your request was declined did you request any feedback or advice from the Foundation?	382
After your request was declined did you receive any feedback or advice from the Foundation?	373
Was the grant proposal you submitted restricted to a specific use?	385
What factors encouraged your decision to apply to the Foundation for funding?	395
Did you have contact with a Foundation staff member via phone, email, or in-person/video before you applied?	391
To what extent was the Foundation's selection process a helpful opportunity to strengthen the efforts that would be funded?	303

Question Text	Number of Responses
To what extent was the Foundation's selection process an appropriate level of effort given the amount of funding requested?	286
To what extent was the foundation clear and transparent about the selection process requirements and timelines?	346
To what extent was the foundation clear and transparent about the criteria the foundation uses to decide whether a proposal would be funded or declined?	340

About CEP and Contact Information

Mission:

CEP provides data, feedback, programs, and insights to help individual and institutional donors improve their effectiveness. We do this work because we believe effective donors, working collaboratively and thoughtfully, can profoundly contribute to creating a better and more just world.

Vision:

We seek a world in which pressing social needs are more effectively addressed.

We believe improved performance of philanthropic funders can have a profoundly positive impact on nonprofit organizations and the people and communities they serve.

Although our work is about measuring results, providing useful data, and improving performance, our ultimate goal is improving lives. We believe this can only be achieved through a powerful combination of dispassionate analysis and passionate commitment to creating a better society.

About the GPR and APR:

Since 2003, the Grantee Perception Report® (GPR) has provided funders with comparative, candid feedback based on grantee perceptions. The GPR is the only grantee survey process that provides comparative data, and is based on extensive research and analysis. Hundreds of funders of all types and sizes have commissioned the GPR, and tens of thousands of grantees have provided their perspectives to help funders improve their work. CEP has surveyed grantees in more than 150 countries and in 8 different languages. The GPR's quantitative and qualitative data helps foundation leaders evaluate and understand their grantees' perceptions of their effectiveness, and how that compares to their philanthropic peers.

CEP developed the Applicant Perception Report (APR) as a complement to the Grantee Perception Report. Based on a separate, shorter survey, the APR allows philanthropic funders to understand the candid perspectives of declined applicants on a number of important dimensions. The APR shows an individual funder the perceptions of its applicants relative to a set of perceptions of 40 funders whose declined applicants were surveyed by CEP.

Contact Information:

Hayden Couvillion, Manager
haydenc@cep.org

Pranathi Posa, Analyst
pranathip@cep.org